


QUALITY POWER TOOLS
SOCKETS & WRENCHES



OZAT 
2000 LTD.

CATALOG 2009



OZAT 
2000 LTD.

INTRODUCTION	2
STAINLESS STEEL TOOLS & SETS	3
IMPACT SOCKETS SETS	4-7
ORANGE MAGNETIC SOCKETS	8-9
CATCH SOCKETS	10
“LOV” SOCKETS	11-14
1/4" SQUARE DRIVE IMPACT SOCKETS	15
3/8" SQUARE DRIVE IMPACT SOCKETS	16-17
1/2" SQUARE DRIVE IMPACT SOCKETS	18-24
5/8" SQUARE DRIVE IMPACT SOCKETS	25-26
3/4" SQUARE DRIVE IMPACT SOCKETS	27-33
1" SQUARE DRIVE IMPACT SOCKETS	34-42
1 1/2" SQUARE DRIVE IMPACT SOCKETS	43-48
2 1/2" SQUARE DRIVE IMPACT SOCKETS	49-53
3 1/2" SQUARE DRIVE IMPACT SOCKETS	54-56
No. 5 SPLINE DRIVE IMPACT SOCKETS	57-59
UNIVERSAL SOCKETS	60-63
BEARING NUT SOCKETS	64
TORSION BARS	65
TORSION BAR SETS	66
LUG NUTS	67
AUTOMOTIVE AND RAILWAY SOCKETS	68
FLAT STRIKING WRENCHES	69-71
OFFSET STRIKING WRENCHES	72-73
SAFETY OFFSET STRIKING WRENCHES	74-75
RATCHET WRENCHES	76
RING STRUCTURAL WRENCHES (PODGERS)	77
OPEN AND STRUCTURAL WRENCHES (PODGER)	78
REQUEST FOR QUOTE ONLY NOT AN ORDER	79

OZAT offers a complete line of impact tools which are specially designed for duty impact workload.

Research and development has always provided the spark for the companies engineering and production operations. **OZAT**'s products are manufactured according to American national standards ANSI B107, DIN standards 3121, 3129 and ISO 2725.

The companies quality management system has been audited by the Standards Institute of Israel, and complies with ISO 9001:2000.



OZAT socket and striking wrenches design is clearly superior to most other available sockets. Their state of the art electro-chemical machining process makes it possible for **OZAT** to produce all of their sockets in the **less-stress**[™] configuration illustrated below.

Without these special machining capabilities, the cost of producing the preferred **less-stress** sockets and striking wrenches becomes prohibitive. **OZAT** is able to specify the most perfectly matched material from which to manufacture the most durable and reliable sockets available.

The **OZAT** difference results in longer socket and fastener life and cost savings to the user.

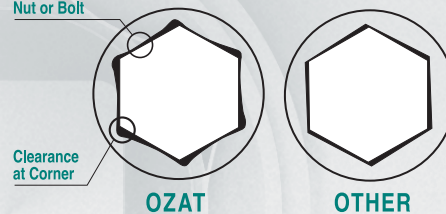


OZAT marked sockets carry life time warranty as long as they have been used according to specifications and by the original purchaser.

With these products, **OZAT** offers a line of Air tools including the requested Air tools replacement parts.

These tools are direct results of the companies approach to extend activities and develop new programs with high quality tools and excellent service.

OZAT VS. OTHER SOCKETS



FEATURES OF OZAT'S PROFESSIONAL AIR TOOLS

- High power to weight ratio.
- Alloy steel hammer cases machined from solid bar not drawn or cast.
- Parts interchangeability to the equivalent tool.

OZAT (2000) LTD. WARRANTS TO CUSTOMERS WHO USE TOOLS IN THEIR BUSINESS THAT OZAT'S TOOLS ARE FREE FROM DEFECTS IN WORKMANSHIP AND MATERIAL.

OZAT will repair or replace its tools which fail to give satisfactory service due to defective workmanship or materials. Repair or replacement shall be at the election and expense of **OZAT**, and is your exclusive remedy in place of all rights and remedies. Products must be returned to **OZAT** or an **OZAT** dealer for warranty service. All **OZAT** products carry **FULL WARRANTY** whose duration depends upon the nature of the tool.



- For Ozat tools the warranty is **LIFETIME**. It is effective for as long as you own the tool.
- For Ozat power tools the warranty period is for **ONE YEAR** from date of original purchase.

OZAT SHALL NOT BE LIABLE FOR ANY INCIDENTAL SPECIAL, OR CONSEQUENTIAL COSTS OR DAMAGES INCURRED BY THE PURCHASER OR OTHERS (including without limitation, lost profits, revenues, anticipated sales, business opportunities, goodwill, or interruption of business and any other injury or damage).

3/8" Drive Stainless Steel Tools & Sets

Metric SET 06SS - 01

DESCRIPTION SIZE	CAT No.	Quantity / Set
Socket 8 mm	06M08SS	1
Socket 10 mm	06M10SS	1
Socket 11 mm	06M11SS	1
Socket 12 mm	06M12SS	1
Socket 13 mm	06M13SS	1
Socket 14 mm	06M14SS	1
Socket 15 mm	06M15SS	1
Socket 16 mm	06M16SS	1
Socket 17 mm	06M17SS	1
Socket 18 mm	06M18SS	1
Socket 19 mm	06M19SS	1
Socket 20 mm	06M20SS	1
Socket 21 mm	06M21SS	1
Socket 22 mm	06M22SS	1
Socket 24 mm	06M24SS	1
Ratchet 3/8"	RA06SS	1
Extension 125 mm	E0605SS	1
Extension 228 mm	E0609SS	1
T handle 3/8"	TH06SS	1

1/2" Drive Stainless Steel Tools & Sets

Metric SET 08SS - 01

DESCRIPTION SIZE	CAT No.	Quantity / Set
Socket 10 mm	08M10SS	1
Socket 11 mm	08M11SS	1
Socket 12 mm	08M12SS	1
Socket 13 mm	08M13SS	1
Socket 14 mm	08M14SS	1
Socket 15 mm	08M15SS	1
Socket 16 mm	08M16SS	1
Socket 17 mm	08M17SS	1
Socket 18 mm	08M18SS	1
Socket 19 mm	08M19SS	1
Socket 20 mm	08M20SS	1
Socket 21 mm	08M21SS	1
Socket 22 mm	08M22SS	1
Socket 24 mm	08M24SS	1
Socket 27 mm	08M27SS	1
Socket 30 mm	08M30SS	1
Socket 32 mm	08M32SS	1
Ratchet 1/2"	RA08SS	1
Extension 125 mm	E0805SS	1
Extension 228 mm	E0809SS	1
T handle 1/2"	TH08SS	1

A/F SET 06SS - 02

DESCRIPTION SIZE	CAT No.	Quantity / Set
Socket 5/16"	0605SS	1
Socket 3/8"	0606SS	1
Socket 7/16"	0607SS	1
Socket 1/2"	0608SS	1
Socket 9/16"	0609SS	1
Socket 5/8"	0610SS	1
Socket 11/16"	0611SS	1
Socket 3/4"	0612SS	1
Socket 13/16"	0613SS	1
Socket 7/8"	0614SS	1
Socket 15/16"	0615SS	1
Socket 1"	0616SS	1
Ratchet 3/8"	RA06SS	1
Extension 5"	E0605SS	1
Extension 9"	E0609SS	1
T handle 3/8"	TH06SS	1

Other sets available

A/F SET 08SS - 02

DESCRIPTION SIZE	CAT No.	Quantity / Set
Socket 5/16"	0805SS	1
Socket 3/8"	0806SS	1
Socket 7/16"	0807SS	1
Socket 1/2"	0808SS	1
Socket 9/16"	0809SS	1
Socket 5/8"	0810SS	1
Socket 11/16"	0811SS	1
Socket 3/4"	0812SS	1
Socket 13/16"	0813SS	1
Socket 7/8"	0814SS	1
Socket 15/16"	0815SS	1
Socket 1"	0816SS	1
Socket 1-1/16"	0817SS	1
Socket 1-1/8"	0818SS	1
Socket 1-3/16"	0819SS	1
Socket 1"-1/4"	0820SS	1
Ratchet 1/2"	RA08SS	1
Extension 5"	E0805SS	1
Extension 9"	E0809SS	1
T handle 1/2"	TH08SS	1



3/8" DRIVE 10 pcs

METRIC 6 POINT IMPACT SOCKETS SET ON RAIL AND CLIPS

SET - 06-01

SIZE	CAT No.	Quantity
08mm	06M08	1
09mm	06M09	1
10mm	06M10	1
11mm	06M11	1
13mm	06M13	1
15mm	06M15	1
17mm	06M17	1
19mm	0612M19	1



METRIC 6 POINT DEEP IMPACT SOCKETS SET ON RAIL AND CLIPS

SET - 06-02

SIZE	CAT No.	Quantity
08mm	06M08L	1
09mm	06M09L	1
10mm	06M10L	1
11mm	06M11L	1
13mm	06M13L	1
15mm	06M15L	1
17mm	06M17L	1
19mm	0612M19L	1



1/2" Drive 10 pcs

METRIC 6 POINTS IMPACT SOCKETS SET ON RAIL AND CLIPS

SET - 08-01

SIZE	CAT No.	Quantity
10mm	08M10	1
11mm	08M11	1
12mm	08M12	1
13mm	08M13	1
14mm	08M14	1
15mm	08M15	1
16mm	08M16	1
17mm	08M17	1
18mm	08M18	1
19mm	0812M19	1



METRIC 6 POINTS DEEP IMPACT SOCKETS SET ON RAIL AND CLIPS

SET - 08-04

SIZE	CAT No.	Quantity
10mm	08M10L	1
11mm	08M11L	1
12mm	08M12L	1
13mm	08M13L	1
14mm	08M14L	1
15mm	08M15L	1
16mm	08M16L	1
17mm	08M17L	1
18mm	08M18L	1
19mm	0812M19L	1



1/2" Drive 14 pcs

IMPERIAL SIZES 6 POINTS IMPACT SOCKETS SET IN PLASTIC BOX

SET - 08-08

SIZE	CAT No.	Quantity
3/8"	0806	1
7/16"	0807	1
1/2"	0808	1
9/16"	0809	1
5/8"	0810	1
11/16"	0811	1
3/4"	0812	1
13/16"	0813	1
7/8"	0814	1
15/16"	0815	1
1"	0816	1
1 1/16"	0817	1
EXT.5"	E0805	1
Universal joint 1/2"	U0808	1
Pin	P0825	2
Pin	P0830	2
Ring	R0825	2
Ring	R0830	2



1/2" Drive 16 pcs

METRIC 6 POINTS IMPACT SOCKETS SET IN PLASTIC BOX

SET - 08-09

SIZE	CAT No.	Quantity
11mm	08M11	1
12mm	08M12	1
13mm	08M13	1
14mm	08M14	1
15mm	08M15	1
16mm	08M16	1
17mm	08M17	1
18mm	08M18	1
19mm	0812M19	1
20mm	08M20	1
21mm	08M21	1
22mm	08M22	1
24mm	08M24	1
27mm	0817M27	1
EXT. 125mm	E0805	1
Universal joint 1/2"	U0808	1
Pin	P0825	2
Pin	P0830	2
Ring	R0825	2
Ring	R0830	2



1/2" DRIVE 16 pcs

METRIC 6 POINTS IMPACT SOCKETS SET IN PLASTIC BOX

SET - 08-12

SIZE	CAT No.	Quantity
10mm	08M10	1
12mm	08M12	1
13mm	08M13	1
14mm	08M14	1
15mm	08M15	1
16mm	08M16	1
17mm	08M17	1
18mm	08M18	1
19mm	0812M19	1
20mm	08M20	1
21mm	08M21	1
22mm	08M22	1
24mm	08M24	1
27mm	0817M27	1
EXT. 125mm	E0805	1
Universal joint 1/2"	U0808	1
Pin	P0825	2
Pin	P0830	2
Ring	R0825	2
Ring	R0830	2



1/2" DRIVE 5 pcs

METRIC 6 POINTS IMPACT SOCKETS SET IN PLASTIC BOX

SET - 08-13

SIZE	CAT No.	Quantity
10mm	08M10	1
13mm	08M13	1
17mm	08M17	1
19mm	0812M19	1
24mm	08M24	1



1/2" DRIVE CATCH SOCKETS SET

METRIC 6 POINTS DEEP CATCH SOCKETS SET IN PLASTIC BOX

SET - 08-14

SIZE	CAT No.	Quantity
8mm	08M08LBB	1
10mm	08M10LBB	1
12mm	08M12LBB	1
13mm	08M13LBB	1
15mm	08M15LBB	1
17mm	08M17LBB	1
19mm	0812M19LBB	1



1/2" DRIVE 7 pcs

METRIC 6 POINTS IMPACT SOCKETS SET IN PLASTIC BOX

SET - 08-15

SIZE	CAT No.	Quantity
08mm	08M08L	1
10mm	08M10L	1
12mm	08M12L	1
13mm	08M13L	1
15mm	08M15L	1
17mm	08M17L	1
19mm	0812M19L	1





3/4" DRIVE 16 pcs

METRIC 6 POINTS IMPACT SOCKETS SET IN PLASTIC BOX

SET - 12-01

SIZE	CAT No.	Quantity
19mm	1212M19	1
20mm	12M20	1
21mm	12M21	1
22mm	12M22	1
24mm	12M24	1
25mm	12M25	1
27mm	1217M27	1
30mm	1219M30	1
32mm	12M32	1
33mm	12M33	1
35mm	1222M35	1
36mm	12M36	1
38mm	1224M38	1
41mm	1226M41	1
EXT. 175mm	E1207	1
Universal joint 3/4"	U1212	1
Pin	P1244	2
Ring	R1244	2



3/4" DRIVE 14 pcs

IMPERIAL 6 POINTS IMPACT SOCKETS SET IN PLASTIC BOX

SET - 12-02

SIZE	CAT No.	Quantity
3/4"	1212M19	1
13/16"	1213	1
7/8"	1214	1
15/16"	1215	1
1"	1216	1
1 1/16"	1217M27	1
1 1/8"	1218	1
1 1/4"	1220	1
1 5/16"	1221	1
1 7/16"	1223	1
1 1/2"	1224M38	1
1 5/8"	1226M41	1
EXT. 7"	E1207	1
Universal joint 3/4"	U1212	1
Pin	P1244	2
Ring	R1244	2



3/4" DRIVE 4 pcs

METRIC 6 POINTS IMPACT SOCKETS SET IN PLASTIC BOX

SET - 12-03

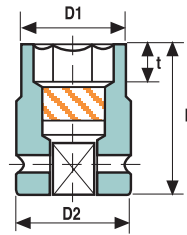
SIZE	CAT No.	Quantity
24mm	12M24	1
27mm	1217M27	1
30mm	1219M30	1
33mm	12M33	1



3/8" SQUARE DRIVE

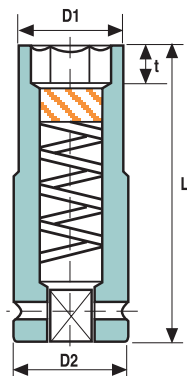
6 POINT IMPACT SOCKETS REGULAR LENGTH

NOMINAL OPENING			D1	D2	L	t min	Weight
mm	A/F Inch	CATALOG No.	mm	mm	mm	mm	gr
6		06M06M	11.0	19	30	3.0	40
7		06M07M	12.5	19	30	3.0	40
8		06M08M	14.5	19	30	4.0	40
9		06M09M	15.0	19	30	4.0	40
	3/8"	0606M	14.5	19	30	4.0	40
10		06M10M	16.0	19	30	5.0	40
11		06M11M	17.5	19	30	5.0	40
	7/16"	0607M	17.0	19	30	6.0	40
12		06M12M	19.0	19	30	6.0	40
	1/2"	0608M	19.0	19	30	6.0	40
13		06M13M	19.0	22	30	6.0	60
14		06M14M	21.0	22	30	7.0	60
	9/16"	0609M	20.0	20	30	7.0	40
15		06M15M	22.0	22	30	7.0	60
	5/8"	0610M	24.0	24	30	8.0	60
16		06M16M	24.0	22	30	8.0	60
17		06M17M	25.0	22	30	9.0	60
	11/16"	0611M	25.0	22	30	9.0	60
18		06M18M	26.0	22	30	9.0	60
19	3/4"	0612M19M	27.5	22	30	9.5	70



6 POINT IMPACT SOCKETS LONG


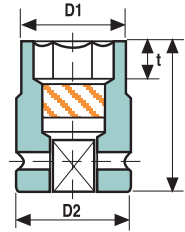
NOMINAL OPENING			D1	D2	L	t min	Weight
mm	A/F Inch	CATALOG No.	mm	mm	mm	mm	gr
6		06M06LM	11.0	19	57	3.0	80
7		06M07LM	12.5	19	65	3.0	80
8		06M08LM	14.5	19	65	4.0	80
9		06M09LM	15.0	19	65	4.0	80
	3/8"	0606LM	14.5	19	65	4.0	80
10		06M10LM	16.0	19	65	5.0	80
11		06M11LM	17.5	19	65	5.0	80
	7/16"	0607LM	17.0	19	65	6.0	80
12		06M12LM	19.0	19	65	6.0	80
	1/2"	0608LM	19.0	19	65	6.0	80
13		06M13LM	19.0	22	65	6.0	120
14		06M14LM	21.0	22	65	7.0	120
	9/16"	0609LM	20.0	20	65	7.0	120
15		06M15LM	22.0	22	65	7.0	120
	5/8"	0610LM	24.0	24	65	8.0	130
16		06M16LM	24.0	22	65	8.0	130
17		06M17LM	25.0	22	65	9.0	130
	11/16"	0611LM	25.0	22	65	9.0	130
18		06M18LM	26.0	22	65	9.0	150
19	3/4"	0612M19LM	27.5	22	65	9.5	150



1/2" SQUARE DRIVE

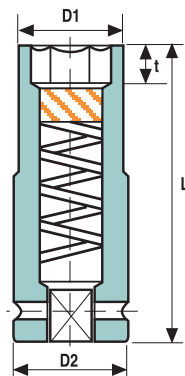
6 POINT IMPACT SOCKETS REGULAR LENGTH

NOMINAL OPENING			D1	D2	L	t min	Weight
mm	A/F Inch	CATALOG No.	mm	mm	mm	mm	gr
	3/8"	0806M	16.0	25	38	4.0	80
10		08M10M	17.0	25	38	5.0	90
11		08M11M	19.0	25	38	5.0	80
	7/16"	0807M	19.0	25	38	6.0	80
12		08M12M	20.0	25	38	6.0	90
	1/2"	0808M	20.0	25	38	6.0	90
13		08M13M	21.0	25	38	6.0	90
14		08M14M	22.5	25	38	7.0	90
	9/16"	0809M	22.0	25	38	7.0	90
15		08M15M	23.7	30	38	7.0	130
	5/8"	0810M	25.0	25	38	8.0	90
16		08M16M	25.0	30	38	8.0	130
17		08M17M	26.0	30	38	9.0	130
	11/16"	0811M	26.0	26	38	9.0	90
18		08M18M	27.5	30	38	9.0	130
19	3/4"	0812M19M	28.7	30	38	9.5	130



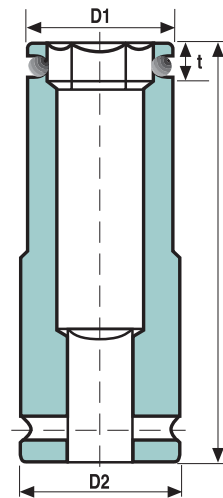
6 POINT IMPACT SOCKETS LONG

NOMINAL OPENING			D1	D2	L	t min	Weight
mm	A/F Inch	CATALOG No.	mm	mm	mm	mm	gr
	3/8"	0806LM	16.0	25	78	4.0	140
10		08M10LM	17.0	25	78	5.0	160
11		08M11LM	19.0	25	78	5.0	160
	7/16"	0807LM	19.0	25	78	6.0	140
12		08M12LM	20.0	25	78	6.0	160
	1/2"	0808LM	20.0	25	78	6.0	140
13		08M13LM	21.0	25	78	6.0	160
14		08M14LM	22.5	25	78	7.0	160
	9/16"	0809LM	22.0	25	78	7.0	160
15		08M15LM	23.7	30	78	7.0	240
	5/8"	0810LM	25.0	25	78	8.0	200
16		08M16LM	25.0	30	78	8.0	240
17		08M17LM	26.0	30	78	9.0	240
	11/16"	0811LM	26.0	26	78	9.0	190
18		08M18LM	27.5	30	78	9.0	250
19	3/4"	0812M19LM	28.7	30	78	9.5	250



1/2" SQUARE DRIVE REG 6 point

NOMINAL OPENING		CAT No.	D1 mm	D2 mm	L mm	t min mm
mm	A/F Inch					
8		08M08BB	15	25	38	4
9		08M09BB	16	25	38	4
	3/8"	0806BB	16	22	38	4
10		08M10BB	17	25	38	5
11		08M11BB	19	25	38	5
	7/16"	0807BB	18	22	38	6
12		08M12BB	20	25	38	6
	1/2"	0808BB	20	22	38	6
13		08M13BB	21	25	38	6
14		08M14BB	22	25	38	7
	9/16"	0809BB	22	25	38	7
15		08M15BB	24	30	38	7
	5/8"	0810BB	25	25	38	8
16		08M16BB	25	30	38	8
17		08M17BB	26	30	38	9
	11/16"	0811BB	25	25	38	9
18		08M18BB	28	30	38	9
19	3/4"	0812M19BB	28	30	38	10
20		08M20BB	30	30	38	10
	13/16"	0813BB	30	30	38	11
21		08M21BB	30	30	38	11
22		08M22BB	32	30	38	11
	7/8"	0814BB	32	30	38	13
23		08M23BB	32	30	38	13
	15/16"	0815BB	35	30	38	13
24		08M24BB	35	30	45	13



1/2" SQUARE DRIVE LONG 6 point

NOMINAL OPENING		CAT No.	D1 mm	D2 mm	L mm	t min mm
mm	A/F Inch					
8		08M08LBB	15	25	78	4
9		08M09LBB	16	25	78	4
	3/8"	0806LBB	16	22	78	4
10		08M10LBB	17	25	78	5
11		08M11LBB	19	25	78	5
	7/16"	0807LBB	18	22	78	6
12		08M12LBB	20	25	78	6
	1/2"	0808LBB	20	22	78	6
13		08M13LBB	21	25	78	6
14		08M14LBB	22	25	78	7
	9/16"	0809LBB	22	25	78	7
15		08M15LBB	24	30	78	7
	5/8"	0810LBB	25	25	78	8
16		08M16LBB	25	30	78	8
17		08M17LBB	26	30	78	9
	11/16"	0811LBB	25	25	78	9
18		08M18LBB	28	30	78	9
19	3/4"	0812M19LBB	28	30	78	10
20		08M20LBB	30	30	78	10
	13/16"	0813LBB	30	30	78	11
21		08M21LBB	30	30	78	11
22		08M22LBB	32	30	78	11
	7/8"	0814LBB	32	30	78	13
23		08M23LBB	32	30	78	13
	15/16"	0815LBB	35	30	78	13
24		08M24LBB	35	30	78	13



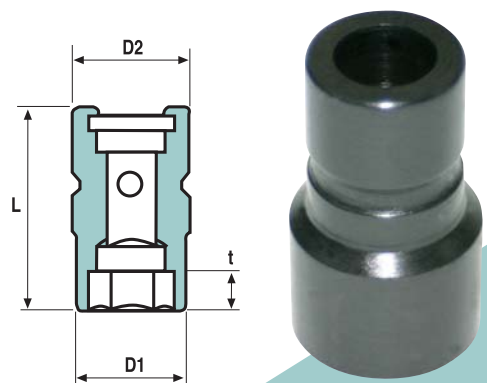
Other sizes available

LOSS OF VIBRATION SOCKETS

To be used with powered pulse tools

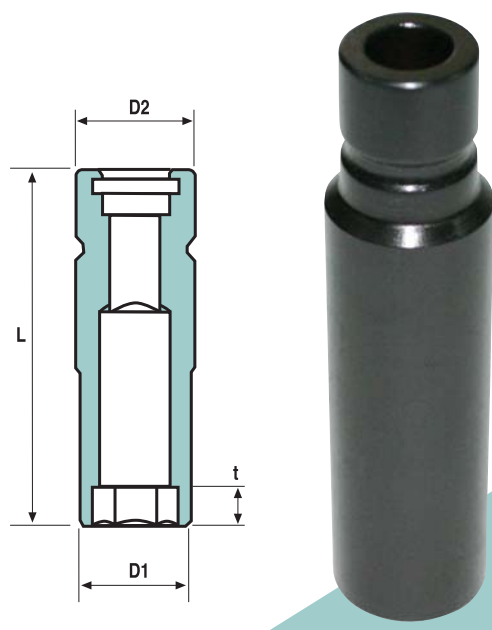
3/8" DRIVE STANDARD

SIZE		CAT No.	D1 mm	D2 mm	L mm	t min mm
mm	A/F Inch					
6		LOV06M06	11	19	43	10
7		LOV06M07	13	19	43	10
8		LOV06M08	15	19	43	10
9		LOV06M09	15	19	43	10
	3/8"	LOV0606	15	19	43	10
10		LOV06M10	16	19	43	12
11		LOV06M11	18	19	43	12
	7/16"	LOV0607	18	19	43	12
12		LOV06M12	19	19	43	12
	1/2"	LOV0608	19	19	43	12
13		LOV06M13	19	22	43	12
14		LOV06M14	21	22	43	12
	9/16"	LOV0609	21	22	43	12
15		LOV06M15	22	22	43	12
	5/8"	LOV0610	24	22	43	12
16		LOV06M16	24	22	43	12
17		LOV06M17	25	22	43	13
	11/16"	LOV0611	25	22	43	13
18		LOV06M18	26	22	43	13
19		LOV0612M19	28	22	43	13
	3/4"	LOV0612	28	22	43	13
20		LOV06M20	28	22	43	13
	13/16"	LOV0613	28	22	43	13
21		LOV06M21	30	22	43	13



3/8" DRIVE 100mm long

SIZE		CAT No.	D1 mm	D2 mm	L mm	t min mm
mm	A/F Inch					
6		LOV06M06L100	11	19	100	10
7		LOV06M07L100	13	19	100	10
8		LOV06M08L100	15	19	100	10
9		LOV06M09L100	15	19	100	10
	3/8"	LOV0606L100	15	19	100	10
10		LOV06M10L100	16	19	100	12
11		LOV06M11L100	18	19	100	12
	7/16"	LOV0607L100	18	19	100	12
12		LOV06M12L100	19	19	100	12
	1/2"	LOV0608L100	19	19	100	12
13		LOV06M13L100	19	22	100	12
14		LOV06M14L100	21	22	100	12
	9/16"	LOV0609L100	21	22	100	12
15		LOV06M15L100	22	22	100	12
	5/8"	LOV0610L100	24	22	100	12
16		LOV06M16L100	24	22	100	12
17		LOV06M17L100	25	22	100	13
	11/16"	LOV0611L100	25	22	100	13
18		LOV06M18L100	26	22	100	13
19		LOV06M19L100	28	22	100	13
	3/4"	LOV0612L100	28	22	100	13
20		LOV06M20L100	28	22	100	13
	13/16"	LOV0613L100	28	22	100	13
21		LOV06M21L100	30	22	100	13

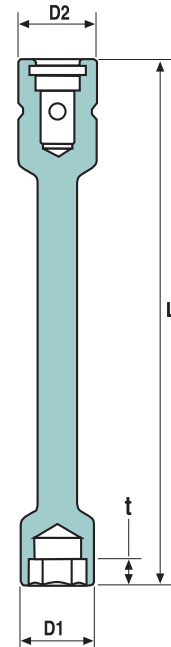


LOSS OF VIBRATION SOCKETS

To be used with powered pulse tools


3/8" DRIVE 150mm long

SIZE		CAT No.	D1 mm	D2 mm	L mm	t min mm
mm	A/F Inch					
6		LOV06M06L150	11	19	150	10
7		LOV06M07L150	13	19	150	10
8		LOV06M08L150	15	19	150	10
9		LOV06M09L150	15	19	150	10
	3/8"	LOV0606L150	15	19	150	10
10		LOV06M10L150	16	19	150	12
11		LOV06M11L150	18	19	150	12
	7/16"	LOV0607L150	18	19	150	12
12		LOV06M12L150	19	19	150	12
	1/2"	LOV0608L150	19	19	150	12
13		LOV06M13L150	19	22	150	12
14		LOV06M14L150	21	22	150	12
	9/16"	LOV0609L150	21	22	150	12
15		LOV06M15L150	22	22	150	12
	5/8"	LOV0610L150	24	22	150	12
16		LOV06M16L150	24	22	150	12
17		LOV06M17L150	25	22	150	13
	11/16"	LOV0611L150	25	22	150	13
18		LOV06M18L150	26	22	150	13
19		LOV06M19L150	28	22	150	13
	3/4"	LOV0612L150	28	22	150	13
20		LOV06M20L150	28	22	150	13
	13/16"	LOV0613L150	28	22	150	13
21		LOV06M21L150	30	22	150	13



3/8" DRIVE 200mm long

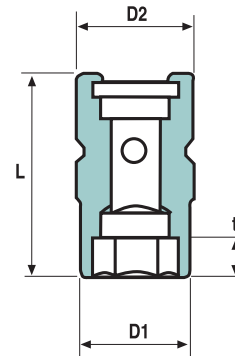
SIZE		CAT No.	D1 mm	D2 mm	L mm	t min mm
mm	A/F Inch					
6		LOV06M06L200	11	19	200	10
7		LOV06M07L200	13	19	200	10
8		LOV06M08L200	15	19	200	10
9		LOV06M09L200	15	19	200	10
	3/8"	LOV0606L200	15	19	200	10
10		LOV06M10L200	16	19	200	12
11		LOV06M11L200	18	19	200	12
	7/16"	LOV0607L200	18	19	200	12
12		LOV06M12L200	19	19	200	12
	1/2"	LOV0608L200	19	19	200	12
13		LOV06M13L200	19	22	200	12
14		LOV06M14L200	21	22	200	12
	9/16"	LOV0609L200	21	22	200	12
15		LOV06M15L200	22	22	200	12
	5/8"	LOV0610L200	24	22	200	12
16		LOV06M16L200	24	22	200	12
17		LOV06M17L200	25	22	200	13
	11/16"	LOV0611L200	25	22	200	13
18		LOV06M18L200	26	22	200	13
19		LOV06M19L200	28	22	200	13
	3/4"	LOV0612L200	28	22	200	13
20		LOV06M20L200	28	22	200	13
	13/16"	LOV0613L200	28	22	200	13
21		LOV06M21L200	30	22	200	13



LOSS OF VIBRATION SOCKETS

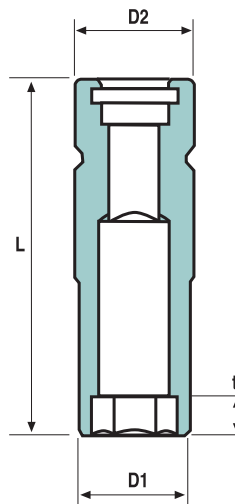
1/2" DRIVE STANDARD

NOMINAL OPENING			D1	D2	L	t min
mm	A/F Inch	CAT No.	mm	mm	mm	mm
10		LOV08M10	17	25	52	12
11		LOV08M11	19	25	52	12
	7/16"	LOV0807	19	25	52	12
12		LOV08M12	20	25	52	12
	1/2"	LOV0808	21	25	52	12
13		LOV08M13	21	25	52	12
14		LOV08M14	23	25	52	12
	9/16"	LOV0809	24	25	52	12
15		LOV08M15	24	30	52	12
	5/8"	LOV0810	25	30	52	12
16		LOV08M16	25	30	52	12
17		LOV08M17	26	30	52	13
	11/16"	LOV0811	28	30	52	13
18		LOV08M18	28	30	52	13
19		LOV0812M19	29	30	52	13
	3/4"	LOV0812	29	30	52	13
20		LOV08M20	29	30	52	13
	13/16"	LOV0813	30	30	52	13
21		LOV08M21	32	30	52	13
22		LOV08M22	32	30	52	13
	7/8"	LOV0814	32	30	52	13
23		LOV08M23	36	30	52	13
	15/16"	LOV0815	36	30	52	13
24		LOV08M24	36	30	52	13



1/2" DRIVE 100mm long


NOMINAL OPENING			D1	D2	L	t min
mm	A/F Inch	CAT No.	mm	mm	mm	mm
10		LOV08M10L100	17	25	100	12
11		LOV08M11L100	19	25	100	12
	7/16"	LOV0807L100	19	25	100	12
12		LOV08M12L100	20	25	100	12
	1/2"	LOV0808L100	21	25	100	12
13		LOV08M13L100	21	25	100	12
14		LOV08M14L100	23	25	100	12
	9/16"	LOV0809L100	24	25	100	12
15		LOV08M15L100	24	30	100	12
	5/8"	LOV0810L100	25	30	100	12
16		LOV08M16L100	25	30	100	12
17		LOV08M17L100	26	30	100	13
	11/16"	LOV08M11L100	28	30	100	13
18		LOV08M18L100	28	30	100	13
19		LOV0812M19L100	29	30	100	13
	3/4"	LOV0812L100	29	30	100	13
20		LOV08M20L100	29	30	100	13
	13/16"	LOV0813L100	29	30	100	13
21		LOV08M21L100	30	30	100	13
22		LOV08M22L100	32	30	100	13
	7/8"	LOV0814L100	32	30	100	13
23		LOV08M23L100	32	30	100	13
	15/16"	LOV0815L100	36	30	100	13
24		LOV08M24L100	36	30	100	13



LOSS OF VIBRATION SOCKETS

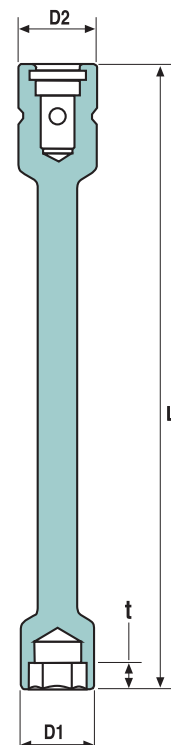
1/2" DRIVE 150mm long

SIZE		CAT No.	D1 mm	D2 mm	L mm	t min mm
mm	A/F Inch					
10		LOV08M10L150	17	25	150	12
11		LOV08M11L150	19	25	150	12
	7/16"	LOV0807L150	19	25	150	12
12		LOV08M12L150	20	25	150	12
	1/2"	LOV0808L150	21	25	150	12
13		LOV08M13L150	21	25	150	12
14		LOV08M14L150	23	25	150	12
	9/16"	LOV0809L150	24	25	150	12
15		LOV08M15L150	24	30	150	12
	5/8"	LOV0810L150	25	30	150	12
16		LOV08M16L150	25	30	150	12
17		LOV08M17L150	26	30	150	13
	11/16"	LOV0811L150	28	30	150	13
18		LOV08M18L150	28	30	150	13
19		LOV0812M19L150	29	30	150	13
	3/4"	LOV0812L150	29	30	150	13
20		LOV08M20L150	29	30	150	13
	13/16"	LOV0813L150	29	30	150	13
21		LOV08M21L150	30	30	150	13
22		LOV08M22L150	32	30	150	13
	7/8"	LOV0814L150	32	30	150	13
23		LOV08M23L150	32	30	150	13
	15/16"	LOV0815L150	36	30	150	13
24		LOV08M24L150	36	30	150	13



1/2" DRIVE 200mm long

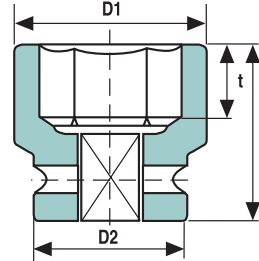
SIZE		CAT No.	D1 mm	D2 mm	L mm	t min mm
mm	A/F Inch					
10		LOV08M10L200	17	25	200	12
11		LOV08M11L200	19	25	200	12
	7/16"	LOV0807L200	19	25	200	12
12		LOV08M12L200	20	25	200	12
	1/2"	LOV0808L200	21	25	200	12
13		LOV08M13L200	21	25	200	12
14		LOV08M14L200	23	25	200	12
	9/16"	LOV0809L200	24	25	200	12
15		LOV08M15L200	24	30	200	12
	5/8"	LOV0810L200	25	30	200	12
16		LOV08M16L200	25	30	200	12
17		LOV08M17L200	26	30	200	13
	11/16"	LOV08M11L200	28	30	200	13
18		LOV08M18L200	28	30	200	13
19		LOV08M19L200	29	30	200	13
	3/4"	LOV0812L200	29	30	200	13
20		LOV08M20L200	29	30	200	13
	13/16"	LOV0813L200	29	30	200	13
21		LOV08M21L200	30	30	200	13
22		LOV08M22L200	32	30	200	13
	7/8"	LOV0814L200	32	30	200	13
23		LOV08M23L200	32	30	200	13
	15/16"	LOV0815L200	36	30	200	13
24		LOV08M24L200	36	30	200	13



1/4" SQUARE DRIVE

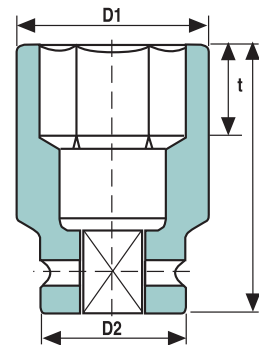
6 POINT IMPACT SOCKETS REGULAR LENGTH

NOMINAL OPENING		CATALOG No.	D1	D2	L	t min	Weight
mm	A/F Inch		mm	mm	mm	mm	gr
4		04M04	7.6	13	23	3.0	14.0
	3/16"	0403	8.5	13	23	3.0	14.0
5		04M05	8.8	13	23	3.0	14.0
	7/32"	04035	9.5	13	23	3.0	14.0
6		04M06	10.0	13	23	3.0	14.0
	1/4"	0404	10.3	13	23	3.0	14.0
7		04M07	11.3	13	23	3.0	14.0
	9/32"	04045	11.3	13	23	3.0	14.0
	5/16"	0405	12.5	13	23	3.0	14.0
8		04M08	12.5	13	23	4.0	14.0
	11/32"	04055	13.8	13	23	4.0	15.0
9		04M09	13.8	13	23	4.0	15.0
	3/8"	0406	15.0	13	23	4.0	15.0
10		04M10	15.0	13	23	5.0	15.0
11		04M11	16.3	13	23	5.0	18.0
	7/16"	0407	16.3	13	23	6.0	18.0
12		04M12	17.0	13	23	6.0	19.0
	1/2"	0408	18.8	13	23	6.0	19.0
13		04M13	18.8	13	23	6.0	19.0
14		04M14	20.0	13	23	7.0	22.0
	9/16"	0409	20.0	13	23	7.0	22.0



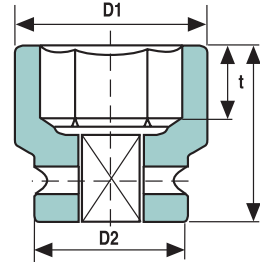
6 POINT IMPACT SOCKETS LONG

NOMINAL OPENING		CATALOG No.	D1	D2	L	t min	Weight
mm	A/F Inch		mm	mm	mm	mm	gr
4		04M04L	7.6	13	50	3.0	29.0
	3/16"	0403L	8.5	13	50	3.0	29.0
5		04M05L	8.8	13	50	3.0	29.0
	7/32"	04035L	9.5	13	50	3.0	29.0
6		04M06L	10.0	13	50	3.0	29.0
	1/4"	0404L	10.3	13	50	3.0	29.0
7		04M07L	11.3	13	50	3.0	29.0
	9/32"	04045L	11.3	13	50	3.0	29.0
	5/16"	0405L	12.5	13	50	3.0	29.0
8		04M08L	12.5	13	50	4.0	29.0
	11/32"	04055L	13.8	13	50	4.0	31.0
9		04M09L	13.8	13	50	4.0	31.0
	3/8"	0406L	15.0	13	50	4.0	31.0
10		04M10L	15.0	13	50	5.0	31.0
11		04M11L	16.3	13	50	5.0	37.0
	7/16"	0407L	16.3	13	50	6.0	37.0
12		04M12L	17.0	13	50	6.0	39.0
	1/2"	0408L	18.8	13	50	6.0	39.0
13		04M13L	18.8	13	50	6.0	39.0
14		04M14L	20.0	13	50	7.0	45.0
	9/16"	0409L	20.0	13	50	7.0	45.0
15		04M15L	21.0	13	50	7.0	45.0



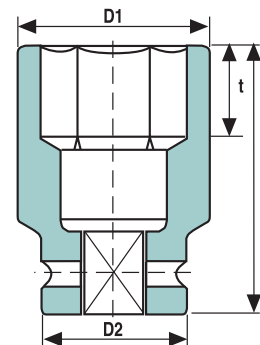
6 POINT IMPACT SOCKETS REGULAR LENGTH

NOMINAL OPENING		CATALOG No.	D1	D2	L	t min	Weight
mm	A/F Inch		mm	mm	mm	mm	gr
6		06M06	11.0	19	30	3.0	40
7		06M07	12.5	19	30	3.0	40
8		06M08	14.5	19	30	4.0	40
9		06M09	15.0	19	30	4.0	40
	3/8"	0606	14.5	19	30	4.0	40
10		06M10	16.0	19	30	5.0	40
11		06M11	17.5	19	30	5.0	40
	7/16"	0607	17.0	19	30	6.0	40
12		06M12	19.0	19	30	6.0	40
	1/2"	0608	19.0	19	30	6.0	40
13		06M13	19.0	22	30	6.0	60
14		06M14	21.0	22	30	7.0	60
	9/16"	0609	20.0	22	30	7.0	40
15		06M15	22.0	22	30	7.0	60
	5/8"	0610	24.0	24	30	8.0	60
16		06M16	24.0	22	30	8.0	60
17		06M17	25.0	22	30	9.0	60
	11/16"	0611	24.0	24	30	9.0	60
18		06M18	26.0	22	30	9.0	60
19	3/4"	0612M19	27.5	22	30	9.5	70
20		06M20	28.0	22	30	10.0	70
	13/16"	0613	28.0	28	30	11.0	70
21		06M21	30.0	22	30	11.0	70
22		06M22	32.0	23	30	11.0	100
	7/8"	0614	30.0	30	30	13.0	100
23		06M23	32.0	23	30	13.0	100



6 POINT IMPACT SOCKETS LONG

NOMINAL OPENING		CATALOG No.	D1	D2	L	t min	Weight
mm	A/F Inch		mm	mm	mm	mm	gr
6		06M06L	11.0	19	57	3.0	80
7		06M07L	12.5	19	65	3.0	80
8		06M08L	14.5	19	65	4.0	80
9		06M09L	15.0	19	65	4.0	80
	3/8"	0606L	14.5	19	65	4.0	80
10		06M10L	16.0	19	65	5.0	80
11		06M11L	17.5	19	65	5.0	80
	7/16"	0607L	17.0	19	65	6.0	80
12		06M12L	19.0	19	65	6.0	80
	1/2"	0608L	19.0	19	65	6.0	80
13		06M13L	19.0	22	65	6.0	120
14		06M14L	21.0	22	65	7.0	120
	9/16"	0609L	22.0	22	65	7.0	120
15		06M15L	22.0	22	65	7.0	120
	5/8"	0610L	24.0	24	65	8.0	130
16		06M16L	24.0	22	65	8.0	130
17		06M17L	25.0	22	65	9.0	130
	11/16"	0611L	24.0	24	65	9.0	130
18		06M18L	26.0	22	65	9.0	150
19	3/4"	0612M19L	27.5	22	65	9.5	150
20		06M20L	28.0	22	65	10.0	150
	13/16"	0613L	28.0	28	65	11.0	160
21		06M21L	30.0	22	65	11.0	180
22		06M22L	32.0	23	65	11.0	200
	7/8"	0614L	30.0	30	65	13.0	200
23		06M23L	32.0	23	65	13.0	200

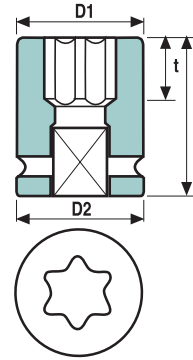




IMPACT SOCKETS FOR TORX® FASTNER

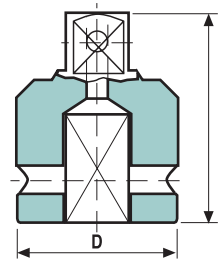
NOMINAL OPENING		D1	D2	L	t min	Weight
TORX®	CATALOG No.	mm	mm	mm	mm	gr
E5	06E05	9.0	19	32	5.0	40
E6	06E06	10.0	19	32	5.0	40
E7	06E07	10.0	19	32	7.0	40
E8	06E08	10.5	19	32	8.0	40
E10	06E10	12.5	19	32	9.0	40
E11	06E11	14.5	19	32	9.0	45
E12	06E12	15.0	19	32	10.0	45
E14	06E14	17.5	19	32	12.0	45
E16	06E16	19.0	19	32	12.0	45

TORX® is a registered trademark of CAMCAR DIVISION OF TEXTRON



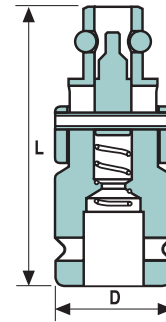
ADAPTORS

SQUARE SIZE			D	L	Weight
FEMALE	MALE	CATALOG No.	mm	mm	gr
3/8"	1/2"	A0608	22	33	60



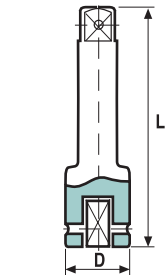
QUICK CHANGE ADAPTOR

SQUARE SIZE	CATALOG No.	D	L	Weight
		mm	mm	gr
3/8"	QACD06	20	46	60



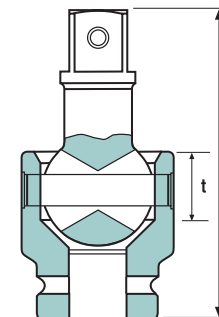
EXTENSIONS

SQUARE SIZE	CATALOG No.	D	L	Weight
		mm	mm	gr
3/8"	E0603	19	75	150
3/8"	E0604	19	100	190
3/8"	E0605	19	125	240
3/8"	E0606	19	150	300



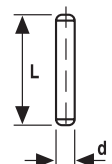
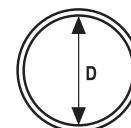
UNIVERSAL JOINT

SQUARE SIZE	CATALOG No.	D	L	Weight
		mm	mm	gr
3/8"	U0606	20.4	50	130



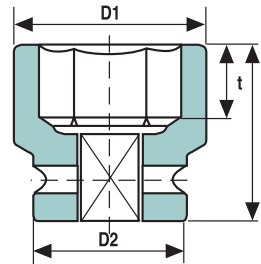
RETAINING PINS AND RING

FOR SOCKET		CATALOG No.		PIN		RING
SQUARE SIZE	DIAMETER OF SQUARE END	RETAINING PIN	RETAINING RING	d mm	L mm	D mm
3/8"	19	P0619	R0619	2.5	14	14
3/8"	22	P0622	R0622	2.5	16	15.5



6 POINT IMPACT SOCKETS REGULAR LENGTH

NOMINAL OPENING		CATALOG No.	D1	D2	L	t min	Weight
mm	A/F Inch		mm	mm	mm	mm	gr
8		08M08	15.0	25	38	4.0	60
9		08M09	16.0	25	38	4.0	85
10	3/8"	0806	16.0	25	38	4.0	85
11		08M10	17.0	25	38	5.0	90
11		08M11	19.0	25	38	5.0	90
12	7/16"	0807	18.0	25	38	6.0	90
12		08M12	20.0	25	38	6.0	90
13	1/2"	0808	20.0	25	38	6.0	90
13		08M13	21.0	25	38	6.0	90
14		08M14	22.0	25	38	7.0	90
15	9/16"	0809	22.0	25	38	7.0	90
15		08M15	24.0	30	38	7.0	130
16	5/8"	0810	25.0	25	38	8.0	80
16		08M16	25.0	30	38	8.0	130
17		08M17	26.0	30	38	9.0	130
18	11/16"	0811	25.0	25	38	9.0	80
18		08M18	27.5	30	38	9.0	130
19	3/4"	0812M19	27.5	30	38	9.5	130
20		08M20	30.0	30	38	10.0	130
21	13/16"	0813	30.0	30	38	11.0	130
21		08M21	30.0	30	38	11.0	130
22		08M22	32.0	30	38	11.0	140
23	7/8"	0814	32.0	30	38	13.0	140
23		08M23	32.0	30	38	13.0	140
24	15/16"	0815	35.0	30	38	13.0	160
24		08M24	35.0	30	45	13.0	170
25		08M25	35.0	30	45	13.0	170
26	1"	0816	35.0	30	38	13.0	200
26		08M26	38.0	30	50	13.0	200
27	1 1/16"	0817M27	38.0	30	50	13.0	260
28		08M28	40.0	30	50	14.0	260
29	1 1/8"	0818	38.0	30	40	16.5	220
29		08M29	41.0	30	50	16.5	290
30	1 3/16"	0819M30	41.0	30	50	16.5	290
31		08M31	44.0	30	50	16.5	290
32	1 1/4"	0820	44.0	35	40	17.0	240
32		08M32	44.0	30	50	17.0	300
33		08M33	45.0	30	50	17.0	300
34	1 5/16"	0821	45.0	35	43	19.0	260
34		08M34	49.0	35	46	19.0	300
35	1 3/8"	0822M35	49.0	38	50	19.0	300
36		08M36	49.0	35	50	19.0	300
37	1 7/16"	0823	49.0	38	50	19.0	300
37		08M37	52.0	38	50	19.0	400
38	1 1/2"	0824M38	52.0	38	50	22.0	400



6 POINT IMPACT SOCKETS LONG

NOMINAL OPENING		CATALOG No.	D1	D2	L	t min	Weight
mm	A/F Inch		mm	mm	mm	mm	gr
8		08M08L	15.0	25	78	4.0	160
9		08M09L	16.0	25	78	4.0	160
10	3/8"	0806L	16.0	22	78	4.0	140
11		08M10L	17.0	25	78	5.0	160
11		08M11L	19.0	25	78	5.0	160
12	7/16"	0807L	18.0	22	78	6.0	140
12		08M12L	20.0	25	78	6.0	170
13	1/2"	0808L	20.0	22	78	6.0	140
13		08M13L	21.0	25	78	6.0	170
14		08M14L	22.0	25	78	7.0	170
15	9/16"	0809L	22.0	25	78	7.0	200
15		08M15L	24.0	30	78	7.0	240
16	5/8"	0810L	25.0	25	78	8.0	200
16		08M16L	25.0	30	78	8.0	250
17		08M17L	26.0	30	78	9.0	250

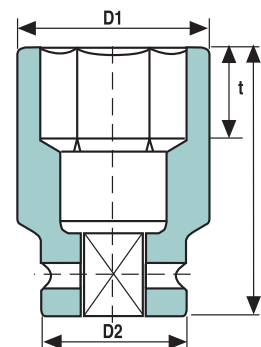


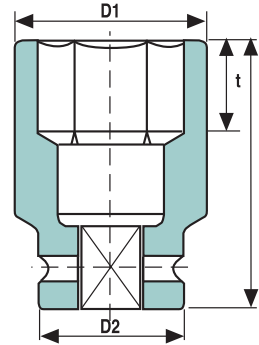
chart to be continued in the next page



6 POINT IMPACT SOCKETS LONG

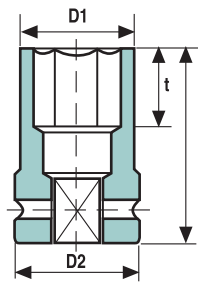
chart continued

NOMINAL OPENING			D1	D2	L	t min	Weight
mm	A/F Inch	CATALOG No.	mm	mm	mm	mm	gr
18	11/16"	0811L	25.0	25	78	9.0	190
19	3/4"	08M18L	27.5	30	78	9.0	260
20		0812M19L	28.0	30	78	9.5	250
21	13/16"	08M20L	30.0	30	78	10.0	280
22		0813L	30.0	30	78	11.0	280
23	7/8"	08M21L	30.0	30	78	11.0	250
24		08M22L	32.0	30	78	11.0	280
25	15/16"	0814L	32.0	30	78	13.0	280
26		08M23L	32.0	30	78	13.0	280
27	1"	0815L	35.0	30	78	13.0	300
28		08M24L	35.0	30	78	13.0	300
29	1 1/16"	08M25L	35.0	30	78	13.0	300
30		0816L	35.0	30	78	13.0	380
31	1 1/8"	08M26L	38.0	30	78	13.0	380
32		0817M27L	38.0	30	78	13.0	430
33	1 1/4"	08M28L	40.0	30	78	14.0	430
34		0818L	38.0	30	78	16.5	480
35	1 3/8"	08M29L	41.0	30	78	16.5	430
36		0819M30L	41.0	30	78	16.5	430
37	1 5/8"	08M31L	44.0	30	78	16.5	500
38		0820L	44.0	35	78	17.0	500
39	1 3/4"	08M32L	44.0	30	78	17.0	500
40		08M33L	45.0	30	78	17.0	550
41	1 7/8"	0821L	45.0	35	78	19.0	550
42		08M34L	49.0	35	78	19.0	600
43	2"	0822M35L	49.0	38	78	19.0	600
44		08M36L	49.0	35	78	19.0	600
45	2 1/8"	0823L	49.0	38	78	19.0	600
46		08M37L	52.0	38	78	19.0	790
47	2 1/4"	0824M38L	52.0	38	78	22.0	790
48							



6 POINT THIN WALL IMPACT SOCKETS REGULAR LENGTH

NOMINAL OPENING			D1	D2	L	t min	Weight
mm	A/F Inch	CATALOG No.	mm	mm	mm	mm	gr
13	9/16"	08M13T	20.5	25	38	6.0	70
14		08M14T	21.5	25	38	7.0	72
15	5/8"	0809T	21.5	24	38	7.0	72
16		08M15T	23.5	30	38	7.0	110
17	11/16"	0810T	24.5	25	38	8.0	70
18		08M16T	24.5	30	38	8.0	110
19	3/4"	08M17T	25.0	30	38	9.0	110
20		0811T	24.5	25	38	9.0	70
21	13/16"	08M18T	25.0	30	38	9.0	110
22		0812M19T	27.0	30	38	9.5	110
23	7/8"	08M20T	28.0	30	38	10.0	110
24		0813T	28.0	30	38	11.0	110
25	15/16"	08M21T	29.5	30	38	11.0	119
26		08M22T	30.0	30	38	11.0	119
27	1"	0814T	30.0	30	38	13.0	120
28		08M23T	31.5	30	38	13.0	140
29	1 1/8"	0815T	33.0	30	38	13.0	160
30		08M24T	33.0	30	45	13.0	160



6 POINT THIN WALL IMPACT SOCKETS LONG

NOMINAL OPENING			D1	D2	L	t min	Weight
mm	A/F Inch	CATALOG No.	mm	mm	mm	mm	gr
13	9/16"	08M13LT	20.5	25	78	6.0	240
14		08M14LT	21.5	25	78	7.0	240
15	5/8"	0809LT	21.5	25	78	7.0	240
16		08M15LT	23.5	30	78	7.0	240
17	11/16"	0810LT	24.5	25	78	8.0	240
18		08M16LT	24.5	30	78	8.0	240
19	3/4"	08M17LT	25.0	30	78	9.0	240
20							

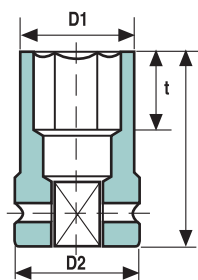
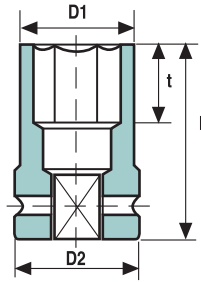


chart to be continued in the next page

6 POINT THIN WALL IMPACT SOCKETS LONG

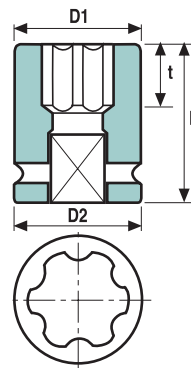
chart continued

NOMINAL OPENING			D1	D2	L	t min	Weight
mm	A/F Inch	CATALOG No.	mm	mm	mm	mm	gr
	11/16"	0811LT	24.5	25	78	9.0	130
18		08M18LT	25.0	30	78	9.0	130
19		0812M19LT	27.0	30	78	9.5	230
20		08M20LT	28.0	30	78	10.0	230
	13/16"	0813LT	28.0	30	78	11.0	230
21		08M21LT	29.5	30	78	11.0	230
22		08M22LT	30.0	30	78	11.0	230
	7/8"	0814LT	30.0	32	78	13.0	230
23		08M23LT	31.5	30	78	13.0	230
	15/16"	0815LT	33.0	30	78	13.0	230
24		08M24LT	33.0	30	78	13.0	230



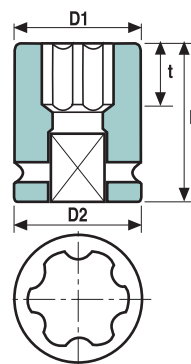
SURFACE DRIVE IMPACT SOCKETS REGULAR LENGTH

NOMINAL OPENING			D1	D2	L	t min	Weight
mm	A/F Inch	CATALOG No.	mm	mm	mm	mm	gr
	1/2"	SD0808	20	22	31	6.0	70
13		SD08M13	21	25	31	6.0	70
14		SD08M14	22	25	31	7.0	70
	9/16"	SD0809	22	25	31	7.0	70
15		SD08M15	24	30	33	7.0	120
	5/8"	SD0810	25	25	33	8.0	90
16		SD08M16	25	30	33	8.0	120
17		SD08M17	26	30	35	9.0	130
	11/16"	SD0811	25	25	35	9.0	110
18		SD08M18	28	30	35	9.0	130
19		SD0812M19	28	30	35	9.5	130
20		SD08M20	30	30	35	10.0	130
	13/16"	SD0813	30	30	35	11.0	130
21		SD08M21	30	30	35	11.0	130
22		SD08M22	32	30	37	11.0	170
	7/8"	SD0814	32	30	39	13.0	170



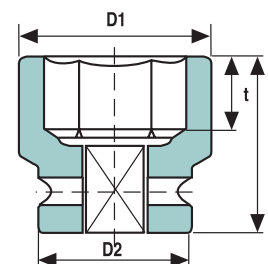
SURFACE DRIVE IMPACT SOCKETS LONG

NOMINAL OPENING			D1	D2	L	t min	Weight
mm	A/F Inch	CATALOG No.	mm	mm	mm	mm	gr
	1/2"	SD0808L	20	22	78	6.0	230
13		SD08M13L	21	25	78	6.0	230
14		SD08M14L	22	25	78	7.0	230
	9/16"	SD0809L	22	25	78	7.0	230
15		SD08M15L	24	30	78	7.0	320
	5/8"	SD0810L	25	25	78	8.0	230
16		SD08M16L	25	30	78	8.0	320
17		SD08M17L	26	30	78	9.0	320
	11/16"	SD0811L	25	25	78	9.0	230
18		SD08M18L	28	30	78	9.0	320
19		SD0812M19L	28	30	78	9.5	320
20		SD08M20L	30	30	78	10.0	320
	13/16"	SD0813L	30	30	78	11.0	320
21		SD08M21L	30	30	78	11.0	320
22		SD08M22L	32	30	78	11.0	330
	7/8"	SD0814L	32	30	78	13.0	330



6 POINT THICK WALL IMPACT SOCKETS DEEP HEXAGON

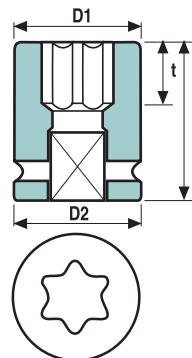
NOMINAL OPENING			D1	D2	L	t min	Weight
mm	A/F Inch	CATALOG No.	mm	mm	mm	mm	gr
17		08M17K	30	30	45	11.0	170
19		0812M19K	33	30	45	13.0	190



IMPACT SOCKETS FOR TORX® FASTNERS

NOMINAL OPENING		D1	D2	L	t min	Weight
TORX®	CATALOG No.	mm	mm	mm	mm	gr
E10	08E10	15.0	25	38	9.0	85
E11	08E11	15.5	25	38	9.0	85
E12	08E12	16.0	25	38	10.0	91
E14	08E14	18.5	25	38	12.0	91
E16	08E16	20.0	25	38	12.0	95
E18	08E18	22.0	25	38	12.0	95
E20	08E20	25.0	30	38	13.0	140
E22	08E22	26.5	30	45	15.0	158
E24	08E24	28.5	30	45	17.0	161

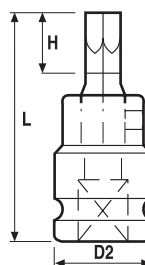
TORX® is a registered trademark of CAMCAR DIVISION OF TEXTRON



SOCKET DRIVERS FOR TORX® SCREW

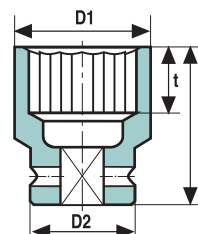
NOMINAL OPENING		D2	L	H	Weight
TORX®	CATALOG No.	mm	mm	mm	gr
T30	08T30	25	57	3.19	110
T40	08T40	25	57	3.30	110
T50	08T50	25	57	4.57	110
T55	08T55	25	57	5.08	110
T60	08T60	30	60	7.62	160
T70	08T70	30	60	8.89	170

TORX® is a registered trademark of CAMCAR DIVISION OF TEXTRON



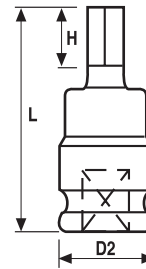
12 POINT IMPACT SOCKETS REGULAR LENGTH

NOMINAL OPENING			D1	D2	L	t min	Weight
mm	A/F Inch	CATALOG No.	mm	mm	mm	mm	gr
19	3/4"	0812M19DH	28.7	30	38	9.5	130
20		08M20DH	30.0	30	38	10.0	130
	13/16"	0813DH	30.0	30	38	11.0	130
21		08M21DH	30.0	30	38	11.0	130
22		08M22DH	32.0	30	38	11.0	140
	7/8"	0814DH	32.0	32	38	13.0	140
23		08M23DH	32.0	30	38	13.0	140
	15/16"	0815DH	35.0	30	38	13.0	160
24		08M24DH	35.0	30	45	13.0	170
25		08M25DH	39.0	30	45	13.0	170
	1"	0816DH	35.0	36	38	13.0	200
26		08M26DH	38.0	30	50	13.0	200
27	1 1/16"	0817M27DH	38.7	30	50	13.0	260
28		08M28DH	40.0	30	50	14.0	260
	1 1/8"	0818DH	38.0	30	40	16.5	220
29		08M29DH	40.0	30	50	16.5	290
30	1 3/16"	0819M30DH	41.0	30	50	16.5	290
31		08M31DH	43.0	30	50	16.5	290
	1 1/4"	0820DH	44.0	35	40	17.0	240
32		08M32DH	44.0	30	50	17.0	300
33		08M33DH	45.0	30	50	17.0	300
	1 5/16"	0821DH	45.0	35	43	19.0	260
34		08M34DH	49.0	35	46	19.0	300
35	1 3/8"	0822M35DH	48.5	38	50	19.0	300
36		08M36DH	49.0	35	50	19.0	300
	1 7/16"	0823DH	49.0	38	50	19.0	300
37		08M37DH	52.0	44	47	19.0	400
38	1 1/2"	0824M38DH	52.5	38	50	22.0	400



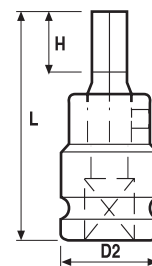
ONE PART INHEX

NOMINAL OPENING			D2	L	H	Weight
mm	A/F Inch	CATALOG No.	mm	mm	mm	gr
	1/8"	0802H	25	38	3	60
	5/32"	08025H	25	38	4	60
	3/16"	0803H	25	38	5	60
	7/32"	08035H	25	38	6	60
	1/4"	0804H	25	38	7	60
	5/16"	0805H	25	38	8	65
	3/8"	0806H	25	40	10	65
	7/16"	0807H	25	40	11	65
	1/2"	0808H	30	42	13	140
	9/16"	0809H	30	43	14	140
	5/8"	0810H	30	43	16	140
3		08M03H	25	38	3	60
4		08M04H	25	38	4	60
5		08M05H	25	38	5	65
6		08M06H	25	38	6	65
7		08M07H	25	38	7	65
8		08M08H	25	38	8	65
9		08M09H	25	38	9	65
10		08M10H	25	40	10	65
11		08M11H	25	40	11	140
12		08M12H	30	42	12	140
13		08M13H	30	42	13	140
14		08M14H	30	43	14	140
15		08M15H	30	43	15	140
16		08M16H	30	43	16	140
17		08M17H	30	45	17	140
18		08M18H	30	45	18	140
19		08M19H	30	50	19	140



2 PARTS INHEX

NOMINAL OPENING			D2	L	H	Weight
mm	A/F Inch	CATALOG No.	mm	mm	mm	gr
	1/8"	0802V	25	54	6	90
	5/32"	08025V	25	54	6	90
	3/16"	0803V	25	54	8	90
	7/32"	08035V	25	54	9	90
	1/4"	0804V	25	57	12	100
	5/16"	0805V	25	57	12	100
	3/8"	0806V	25	57	16	100
	7/16"	0807V	25	57	18	100
	1/2"	0808V	30	57	19	150
	9/16"	0809V	30	57	21	150
	5/8"	0810V	30	57	24	150
3		08M03V	25	54	5	90
4		08M04V	25	54	6	90
5		08M05V	25	54	8	90
6		08M06V	25	54	9	100
7		08M07V	25	54	9	100
8		08M08V	25	57	12	100
9		08M09V	25	57	16	100
10		08M10V	25	57	16	100
11		08M11V	30	57	18	150
12		08M12V	30	57	18	150
13		08M13V	30	57	21	150
14		08M14V	30	57	21	150
15		08M15V	30	57	26	150
16		08M16V	30	57	26	150
17		08M17V	30	57	26	150
18		08M18V	30	72	26	150
19		08M19V	30	72	26	150



6 POINT STEEL ALUMINUM IMPACT SOCKETS REGULAR LENGTH

NOMINAL OPENING		CATALOG No.	D1	D2	L	t min	Weight
mm	A/F Inch		mm	mm	mm	mm	gr
17		08M17AP	26	30	50	25.0	110
19	3/4"	0812M19AP	28	30	50	25.0	110
	13/16"	0813AP	30	30	50	25.0	110
21		08M21AP	30	30	50	25.0	110
	7/8"	0814AP	33	33	50	25.0	130



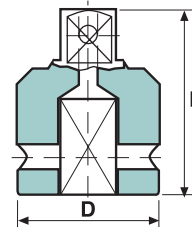
6 POINT STEEL ALUMINUM IMPACT SOCKETS LONG

NOMINAL OPENING		CATALOG No.	D1	D2	L	t min	Weight
mm	A/F Inch		mm	mm	mm	mm	gr
17		08M17LAP	26	30	85	25.0	200
19	3/4"	0812M19LAP	28	30	85	25.0	210
	13/16"	0813LAP	30	30	85	25.0	220
21		08M21LAP	30	30	85	25.0	220
	7/8"	0814LAP	33	33	85	25.0	250



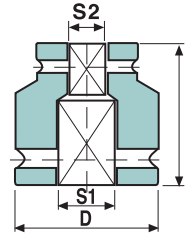
ADAPTORS

SQUARE SIZE		CATALOG No.	D mm	L mm	Weight gr
FEMALE	MALE				
1/2"	3/8"	A0806	25	38	70
1/2"	5/8"	A0810	25	35	90
1/2"	3/4"	A0812	30	48	180



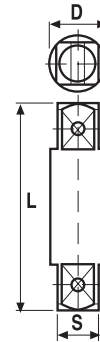
TWO SIDE FEMALE ADAPTORS

SQUARE SIZE		CATALOG No.	D mm	L mm	Weight gr
S1					
1/2"	1/2"	AN0808	25	33	70
5/8"	1/2"	AN1008	35	41	170
3/4"	1/2"	AN1208	44	49	320



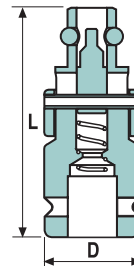
TWO SIDE MALE ADAPTORS

S	CATALOG No.	D mm	L mm	Weight gr
SQUARE SIZE				
1/2"	Z0802	16.8	50	63
1/2"	Z0803	16.8	76	120
1/2"	Z0805	16.8	127	230
1/2"	Z0810	16.8	254	420



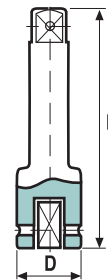
QUICK CHANGE ADAPTOR

SQUARE SIZE	CATALOG No.	D mm	L mm	Weight gr
1/2"	QACD08	25	60	120



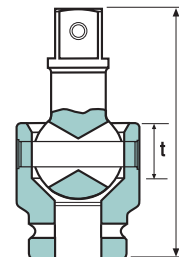
EXTENSIONS

SQUARE SIZE	CATALOG No.	D mm	L mm	Weight gr
1/2"	E0803	30	75	170
1/2"	E0805	30	125	240
1/2"	E0810	30	250	470



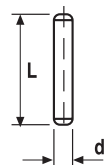
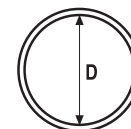
UNIVERSAL JOINT

SQUARE SIZE	CATALOG No.	D mm	L mm	Weight gr
1/2"	U0808	32	52	180



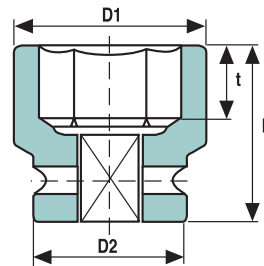
RETAINING PINS AND RING

FOR SOCKET		CATALOG No.		PIN		RING
SQUARE SIZE	DIAMETER OF SQUARE END	RETAINING PIN	RETAINING RING	d mm	L mm	D mm
1/2"	25	P0825	R0825	3	20	19
1/2"	30	P0830	R0830	3	25	24
1/2"	35	P0835	R0835	3	30	30



6 POINT IMPACT SOCKETS REGULAR LENGTH

NOMINAL OPENING		CATALOG No.	D1	D2	L	t min	Weight
mm	A/F Inch		mm	mm	mm	mm	gr
	1/2"	1008	23	35	35	6.0	150
13		10M13	23	35	35	6.0	150
14		10M14	24	35	35	7.0	150
	9/16"	1009	24	35	35	7.0	150
15		10M15	26	35	35	7.0	150
	5/8"	1010	26	35	35	8.0	150
16		10M16	26	35	35	8.0	150
17		10M17	28	35	38	9.0	180
	11/16"	1011	29	35	38	9.0	180
18		10M18	30	35	38	9.0	180
19	3/4"	1012M19	31	35	38	9.5	180
20		10M20	32	35	38	10.0	180
	13/16"	1013	33	35	38	11.0	180
21		10M21	33	35	38	11.0	180
22		10M22	35	35	40	11.0	190
	7/8"	1014	35	35	40	13.0	190
23		10M23	35	35	40	13.0	190
	15/16"	1015	35	35	40	13.0	190
24		10M24	35	35	40	13.0	190
25		10M25	38	35	41	13.0	200
	1"	1016	38	35	41	13.0	200
26		10M26	38	35	41	13.0	200
27	1 1/16"	1017M27	41	35	42	13.0	220
28		10M28	41	35	42	14.0	220
	1 1/8"	1018	41	35	45	16.5	220
29		10M29	41	35	45	16.5	220
30	1 3/16"	1019M30	44	35	45	16.5	240
31		10M31	44	35	46	16.5	240
	1 1/4"	1020	44	35	46	17.0	240
32		10M32	44	35	47	17.0	240
33		10M33	44	35	47	17.0	240
	1 5/16"	1021	49	35	49	19.0	320
34		10M34	49	35	50	19.0	320
35	1 3/8"	1022M35	49	35	51	19.0	320
36		10M36	52	35	51	19.0	400
	1 7/16"	1023	52	44	51	19.0	400
37		10M37	54	44	51	19.0	420
38	1 1/2"	1024M38	54	44	51	22.0	420



6 POINT IMPACT SOCKETS LONG

NOMINAL OPENING		CATALOG No.	D1	D2	L	t min	Weight
mm	A/F Inch		mm	mm	mm	mm	gr
	1/2"	1008L	23	35	88	6.0	460
13		10M13L	23	35	88	6.0	460
14		10M14L	24	35	88	7.0	460
	9/16"	1009L	24	35	88	7.0	460
15		10M15L	26	35	88	7.0	460
	5/8"	1010L	26	35	88	8.0	460
16		10M16L	26	35	88	8.0	460
17		10M17L	28	35	88	9.0	460
	11/16"	1011L	29	35	88	9.0	460
18		10M18L	30	35	88	9.0	460
19	3/4"	1012M19L	31	35	88	9.5	460
20		10M20L	32	35	88	10.0	460
		1013L	33	35	88	11.0	460
21	13/16"	10M21L	33	35	88	11.0	460
22		10M22L	35	35	88	11.0	460
	7/8"	1014L	35	35	88	13.0	460
23		10M23L	35	35	88	13.0	460
	15/16"	1015L	35	35	88	13.0	460
24		10M24L	35	35	88	13.0	460
25		10M25L	38	35	88	13.0	500
	1"	1016L	38	35	88	13.0	500
26		10M26L	38	35	88	13.0	500

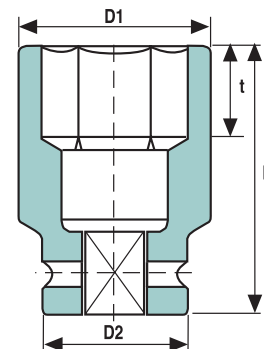
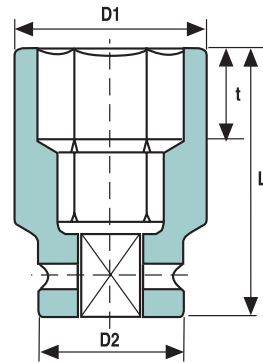


chart to be continued in the next page

6 POINT IMPACT SOCKETS LONG

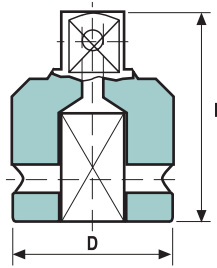
chart continued

NOMINAL OPENING		CATALOG No.	D1	D2	L	t min	Weight
mm	A/F Inch		mm	mm	mm	mm	gr
27	1 1/16"	1017M27L	41	35	88	13.0	540
28		10M28L	41	35	88	14.0	540
	1 1/8"	1018L	41	35	88	16.5	540
29		10M29L	41	35	88	16.5	540
30	1 3/16"	1019M30L	44	35	88	16.5	590
31		10M31L	44	35	88	16.5	590
	1 1/4"	1020L	44	35	88	17.0	590
32		10M32L	44	35	88	17.0	590
33		10M33L	44	35	88	17.0	590
	1 5/16"	1021L	49	35	88	19.0	700
34		10M34L	49	35	88	19.0	700
35	1 3/8"	1022M35L	49	35	88	19.0	700
36		10M36L	52	35	88	19.0	750
	1 7/16"	1023L	52	44	88	19.0	750
37		10M37L	54	44	88	19.0	850
38	1 1/2"	1024M38L	54	44	88	22.0	850



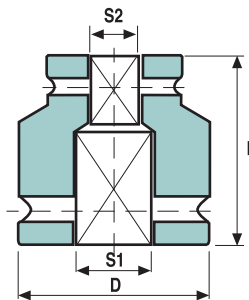
ADAPTORS

SQUARE SIZE		CATALOG No.	D	L	Weight
FEMALE	MALE		mm	mm	gr
5/8"	1/2"	A1008	35	48	140
5/8"	3/4"	A1012	35	45	220



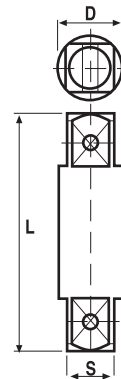
TWO SIDE FEMALE ADAPTORS

SQUARE SIZE		CATALOG No.	D	L	Weight
S 1	S 2		mm	mm	gr
5/8"	1/2"	AN1008	35	41	170
5/8"	5/8"	AN1010	35	35	150
3/4"	5/8"	AN1210	44	50	370



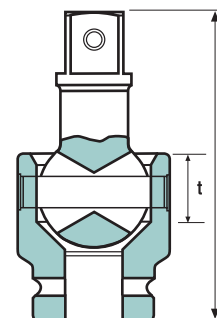
TWO SIDE MALE ADAPTORS

S	CATALOG No.	D	L	Weight
SQUARE SIZE		mm	mm	gr
5/8"	Z1002	21.1	50	160
5/8"	Z1003	21.1	76	280
5/8"	Z1006	21.1	152	330
5/8"	Z1012	21.1	305	660



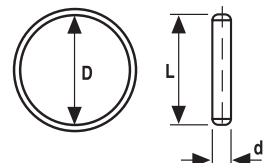
UNIVERSAL JOINT

SQUARE SIZE	CATALOG No.	D	L	Weight
		mm	mm	gr
5/8"	U1010	44	60	300



RETAINING PINS AND RING

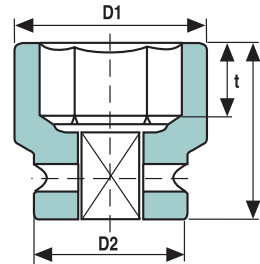
FOR SOCKET		CATALOG No.		PIN		RING
SQUARE SIZE	DIAMETER OF SQUARE END	RETAINING PIN	RETAINING RING	d mm	L mm	D mm
5/8"	35	P1035	R1035	3	30	28
5/8"	44	P1044	R1044	3	39	37






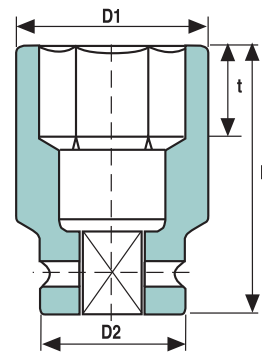
6 POINT IMPACT SOCKETS REGULAR LENGTH

NOMINAL OPENING			D1	D2	L	t min	Weight
mm	A/F Inch	CATALOG No.	mm	mm	mm	mm	gr
	1/2"	1208	24	44	45	6.0	290
13		12M13	25	44	45	6.0	290
14		12M14	25	44	45	7.0	290
	9/16"	1209	25	44	45	7.0	290
15		12M15	29	44	45	7.0	290
	5/8"	1210	29	44	45	8.0	290
16		12M16	29	44	45	8.0	290
17		12M17	29	44	45	9.0	290
	11/16"	1211	29	44	45	9.0	290
18		12M18	32	44	45	9.0	290
19	3/4"	1212M19	32	44	45	9.5	290
20		12M20	35	44	46	10.0	340
	13/16"	1213	35	44	46	11.0	340
21		12M21	35	44	46	11.0	340
22		12M22	38	44	46	11.0	340
	7/8"	1214	38	44	46	13.0	340
23		12M23	38	44	46	13.0	340
	15/16"	1215	40	44	46	13.0	340
24		12M24	40	44	46	13.0	340
25		12M25	41	44	46	13.0	340
	1"	1216	41	44	46	13.0	340
26		12M26	41	44	46	13.0	340
27	1 1/16"	1217M27	41	44	48	13.0	380
28		12M28	44	44	48	14.0	380
	1 1/8"	1218	44	44	52	16.5	380
29		12M29	44	44	52	16.5	380
30	1 3/16"	1219M30	44	44	52	16.5	380
31		12M31	49	44	52	17.0	420
	1 1/4"	1220	49	44	52	17.0	420
32		12M32	49	44	52	17.0	420
33		12M33	49	44	55	17.0	430
	1 5/16"	1221	49	44	55	19.0	430
34		12M34	52	44	55	19.0	460
35	1 3/8"	1222M35	52	44	55	19.0	460
36		12M36	52	44	56	19.0	460
	1 7/16"	1223	52	44	56	19.0	460
37		12M37	54	44	56	19.0	490
38	1 1/2"	1224M38	54	44	59	22.0	490
39		12M39	57	44	59	22.0	520
	1 9/16"	1225	57	44	59	22.0	520
40		12M40	57	44	59	22.0	520
41	1 5/8"	1226M41	57	44	59	22.0	520
42		12M42	60	44	59	22.0	550
43	1 11/16"	1227M43	63	44	64	25.0	600
44		12M44	63	44	64	25.0	600
	1 3/4"	1228	63	44	64	25.5	600
45		12M45	63	44	64	25.5	600
46	1 13/16"	1229M46	67	44	64	25.5	850
47		12M47	67	54	64	25.5	850
	1 7/8"	1230	67	54	67	27.0	910
48		12M48	67	54	67	27.0	910
49	1 15/16"	1231M49	70	54	67	27.0	950
50		12M50	70	54	67	27.0	950
51	2"	1232M51	73	54	67	27.0	1040
52		12M52	73	54	70	27.0	1040
	2 1/16"	1233	73	54	71	30.0	1040
54	2 1/8"	1234M54	73	54	71	30.0	1040
55		12M55	78	54	71	30.0	1200
	2 3/16"	1235	78	54	74	32.0	1200
56		12M56	78	54	74	32.0	1200
57	2 1/4"	1236M57	82	54	75	33.0	1320
58		12M58	82	54	75	33.0	1320
59	2 5/16"	1237M59	82	54	75	33.0	1320
60		12M60	82	54	75	33.0	1320
	2 3/8"	1238	82	54	75	35.0	1320
61		12M61	86	54	75	35.0	1430



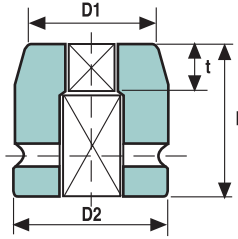
6 POINT IMPACT SOCKETS LONG

NOMINAL OPENING		CATALOG No.	D1	D2	L	t min	Weight
mm	A/F Inch		mm	mm	mm	mm	gr
	1/2"	1208L	24	44	90	6.0	750
13		12M13L	25	44	90	6.0	750
14		12M14L	25	44	90	7.0	750
	9/16"	1209L	25	44	90	7.0	750
15		12M15L	28	44	90	7.0	750
	5/8"	1210L	28	44	90	8.0	750
16		12M16L	29	44	90	8.0	750
17		12M17L	29	44	90	9.0	750
	11/16"	1211L	29	44	90	9.0	750
18		12M18L	32	44	90	9.0	750
19	3/4"	1212M19L	32	44	90	9.5	750
20		12M20L	35	44	90	10.0	750
	13/16"	1213L	35	44	90	11.0	750
21		12M21L	35	44	90	11.0	750
22		12M22L	38	44	90	11.0	750
	7/8"	1214L	38	44	90	13.0	750
23		12M23L	38	44	90	13.0	750
	15/16"	1215L	40	44	90	13.0	750
24		12M24L	40	44	90	13.0	750
25		12M25L	41	44	90	13.0	750
	1"	1216L	41	44	90	13.0	750
26		12M26L	41	44	90	13.0	750
27	1 1/16"	1217M27L	41	44	90	13.0	750
28		12M28L	44	44	90	14.0	690
	1 1/8"	1218L	44	44	90	16.5	690
29		12M29L	44	44	90	16.5	690
30	1 3/16"	1219M30L	44	44	90	16.5	690
31		12M31L	49	44	90	16.5	780
	1 1/4"	1220L	49	44	90	17.0	780
32		12M32L	49	44	90	17.0	780
33		12M33L	49	44	90	17.0	780
	1 5/16"	1221L	49	44	90	19.0	780
34		12M34L	52	44	90	19.0	800
35	1 3/8"	1222M35L	52	44	90	19.0	800
36		12M36L	52	44	90	19.0	800
	1 7/16"	1223L	52	44	90	19.0	800
37		12M37L	54	44	90	19.0	850
38	1 1/2"	1224M38L	54	44	90	22.0	850
39		12M39L	57	44	90	22.0	920
	1 9/16"	1225L	57	44	90	22.0	920
40		12M40L	57	44	90	22.0	920
41	1 5/8"	1226M41L	57	44	90	22.0	920
42		12M42L	60	44	90	22.0	980
43	1 11/16"	1227M43L	63	44	90	25.0	1020
44		12M44L	63	44	90	25.0	1020
	1 3/4"	1228L	63	44	90	25.5	1020
45		12M45L	63	44	90	25.5	1020
46	1 13/16"	1229M46L	67	44	90	25.5	1350
47		12M47L	67	54	90	25.5	1350
	1 7/8"	1230L	67	54	90	27.0	1350
48		12M48L	67	54	90	27.0	1350
49	1 15/16"	1231M49L	70	54	90	27.0	1400
50		12M50L	70	54	90	27.0	1400
51	2"	1232M51L	73	54	90	27.0	1500
52		12M52L	73	54	94	27.0	1500
	2 1/16"	1233L	73	54	94	30.0	1500
54	2 1/8"	1234M54L	73	54	94	30.0	1500
55		12M55L	78	54	94	30.0	1800
	2 3/16"	1235L	78	54	94	32.0	1800
56		12M56L	78	54	98	32.0	1800
57	2 1/4"	1236M57L	82	54	98	33.0	1900
58		12M58L	82	54	98	33.0	1900
59	2 5/16"	1237M59L	82	54	98	33.0	1900
60		12M60L	82	54	98	33.0	1900
	2 3/8"	1238L	82	54	98	35.0	1900
61		12M61L	86	54	98	35.0	2200



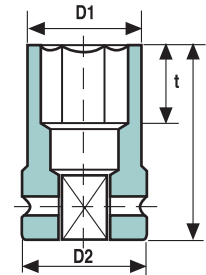
BUD WHEELS IMPACT SOCKETS

NOMINAL OPENING			D1	D2	L	t min	Weight
mm	A/F Inch	CATALOG No.	mm	mm	mm	mm	gr
	13/16"	1213B	42	44	46	12.0	390
	13/16"	1213BL	42	44	90	12.0	800
38	13/16"+1 1/2"	1224BS	54	44	90	14.5	1000



6 POINT THIN WALL IMPACT SOCKETS REGULAR LENGTH

NOMINAL OPENING			D1	D2	L	t min	Weight
mm	A/F Inch	CATALOG No.	mm	mm	mm	mm	gr
17		12M17T	28	44	45	9.0	300
	11/16"	1211T	28	44	45	9.0	300
18		12M18T	30	44	45	9.0	300
19	3/4"	1212M19T	30	44	45	9.5	300
20		12M20T	30	44	46	10.0	350
	13/16"	1213T	34	44	46	11.0	350
21		12M21T	34	44	46	11.0	350
22		12M22T	35	44	46	11.0	350
	7/8"	1214T	35	44	46	13.0	350
23		12M23T	35	44	46	13.0	350
	15/16"	1215T	35	44	46	13.0	350
24		12M24T	38	44	46	13.0	350
25		12M25T	38	44	46	13.0	350
	1"	1216T	38	44	46	13.0	350
26		12M26T	40	44	46	13.0	350
27	1 1/16"	1217M27T	40	44	48	13.0	350
28		12M28T	41	44	48	14.0	350
	1 1/8"	1218T	41	44	52	16.5	350
29		12M29T	41	44	52	16.5	350
30	1 3/16"	1219M30T	41	44	52	16.5	350
31		12M31T	44	44	52	17.0	350
	1 1/4"	1220T	44	44	52	17.0	350
32		12M32T	48	44	52	17.0	420
33		12M33T	48	44	55	17.0	420
	1 5/16"	1221T	48	44	55	19.0	420
34		12M34T	49	44	55	19.0	420
35	1 3/8"	1222M35T	50	44	55	19.0	420
36		12M36T	51	44	56	19.0	450
	1 7/16"	1223T	51	44	56	19.0	450
37		12M37T	52	44	56	19.0	450
38	1 1/2"	1224M38T	52	44	59	22.0	450
39		12M39T	54	44	59	22.0	450
	1 9/16"	1225T	54	44	59	22.0	450
40		12M40T	54	44	59	22.0	450
41	1 5/8"	1226M41T	54	44	59	22.0	450
42		12M42T	57	44	59	22.0	450
43	1 11/16"	1227M43T	60	44	64	25.0	650
44		12M44T	60	44	64	25.0	650
	1 3/4"	1228T	60	44	64	25.5	650
45		12M45T	60	44	64	25.5	650
46	1 13/16"	1229M46T	63	44	64	25.5	700



6 POINT THIN WALL IMPACT SOCKETS LONG

NOMINAL OPENING			D1	D2	L	t min	Weight
mm	A/F Inch	CATALOG No.	mm	mm	mm	mm	gr
17		12M17LT	28	44	90	9.0	700
	11/16"	1211LT	28	44	90	9.0	700
18		12M18LT	30	44	90	9.0	700
19	3/4"	1212M19LT	30	44	90	9.5	700
20		12M20LT	30	44	90	10.0	700
	13/16"	1213LT	34	44	90	11.0	700
21		12M21LT	34	44	90	11.0	700
22		12M22LT	35	44	90	11.0	700
	7/8"	1214LT	35	44	90	13.0	700
23		12M23LT	35	44	90	13.0	700
	15/16"	1215LT	35	44	90	13.0	700

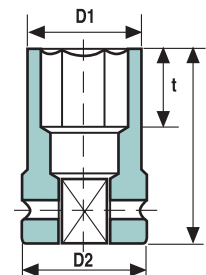
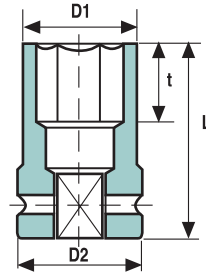


chart to be continued in the next page

6 POINT THIN WALL IMPACT SOCKETS

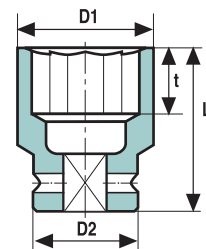
chart continued

NOMINAL OPENING			D1	D2	L	t min	Weight
mm	A/F Inch	CATALOG No.	mm	mm	mm	mm	gr
24		12M24LT	38	44	90	13.0	700
25		12M25LT	38	44	90	13.0	700
	1"	1216LT	38	44	90	13.0	700
26		12M26LT	40	44	90	13.0	700
27	1 1/16"	1217M27LT	40	44	90	13.0	700
28		12M28LT	41	44	90	14.0	700
	1 1/8"	1218LT	41	44	90	16.5	700
29		12M29LT	41	44	90	16.5	700
30	1 3/16"	1219M30LT	41	44	90	16.5	700
31		12M31LT	44	44	90	17.0	700
	1 1/4"	1220LT	44	44	90	17.0	700
32		12M32LT	48	44	90	17.0	750
33		12M33LT	48	44	90	17.0	750
	1 5/16"	1221LT	48	44	90	19.0	750
34		12M34LT	49	44	90	19.0	750
35	1 3/8"	1222M35LT	50	44	90	19.0	750
36		12M36LT	51	44	90	19.0	880
	1 7/16"	1223LT	51	44	90	19.0	880
37		12M37LT	52	44	90	19.0	880
38	1 1/2"	1224M38LT	52	44	90	22.0	880
39		12M39LT	54	44	90	22.0	800
	1 9/16"	1225LT	54	44	90	22.0	800
40		12M40LT	54	44	90	22.0	800
41	1 5/8"	1226M41LT	54	44	90	22.0	800
42		12M42LT	57	44	90	22.0	800
43	1 11/16"	1227M43LT	60	44	90	25.0	850
44		12M44LT	60	44	90	25.0	850
	1 3/4"	1228LT	60	44	90	25.5	850
45		12M45LT	60	44	90	25.5	850
46	1 13/16"	1229M46LT	63	44	90	25.5	1000



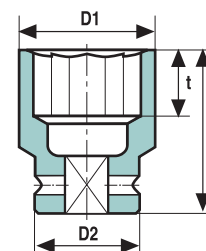
8 POINT IMPACT SOCKETS REGULAR LENGTH

NOMINAL OPENING			D1	D2	L	t min	Weight
mm	A/F Inch	CATALOG No.	mm	mm	mm	mm	gr
	1 1/4"	1220DS	60	44	53	17.0	550
	1 5/16"	1221DS	63	44	53	19.0	640
35	1 3/8"	1222M35DS	67	44	53	19.0	620
	1 7/16"	1223DS	67	44	57	19.0	720
38	1 1/2"	1224M38DS	67	44	57	22.0	680
	1 9/16"	1225DS	78	54	57	22.0	930
41	1 5/8"	1226M41DS	78	54	57	22.0	1000
43	1 11/16"	1227M43DS	82	54	62	25.0	1200
	1 3/4"	1228DS	82	54	63	25.5	1150
46	1 13/16"	1229M46DS	82	54	63	25.5	1180
	1 7/8"	1230DS	82	54	65	27.0	1220



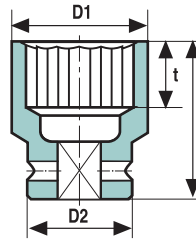
8 POINT IMPACT SOCKETS LONG

NOMINAL OPENING			D1	D2	L	t min	Weight
mm	A/F Inch	CATALOG No.	mm	mm	mm	mm	gr
	1 1/4"	1220LDS	60	44	81	17.0	770
	1 5/16"	1221LDS	63	44	81	19.0	770
35	1 3/8"	1222M35LDS	67	44	81	19.0	820
	1 7/16"	1223LDS	67	44	81	19.0	800
38	1 1/2"	1224M38LDS	67	44	81	22.0	750
	1 9/16"	1225LDS	78	54	81	22.0	1200
41	1 5/8"	1226M41LDS	78	54	81	22.0	1200
43	1 11/16"	1227M43LDS	82	54	81	25.0	1300
	1 3/4"	1228LDS	82	54	81	25.5	1300
46	1 13/16"	1229M46LDS	82	54	81	25.5	1300
	1 7/8"	1230LDS	82	54	81	27.0	1300




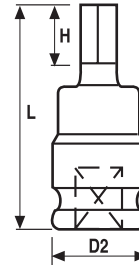
12 POINT IMPACT SOCKETS REGULAR LENGTH

NOMINAL OPENING			D1	D2	L	t min	Weight
mm	A/F Inch	CATALOG No.	mm	mm	mm	mm	gr
19	3/4"	1212M19DH	32	44	45	9.5	290
20		12M20DH	35	44	46	10.0	340
	13/16"	1213DH	35	44	46	11.0	340
21		12M21DH	35	44	46	11.0	340
22		12M22DH	38	44	46	11.0	340
	7/8"	1214DH	38	44	46	13.0	340
23		12M23DH	38	44	46	13.0	340
	15/16"	1215DH	40	44	46	13.0	340
24		12M24DH	40	44	46	13.0	340
25		12M25DH	41	44	46	13.0	340
	1"	1216DH	41	44	46	13.0	340
26		12M26DH	41	44	46	13.0	340
27	1 1/16"	1217M27DH	41	44	48	13.0	380
28		12M28DH	44	44	48	14.0	380
	1 1/8"	1218DH	44	44	52	16.5	380
29		12M29DH	44	44	52	16.5	380
30	1 3/16"	1219M30DH	44	44	52	16.5	380
31		12M31DH	49	44	52	17.0	420
	1 1/4"	1220DH	49	44	52	17.0	420
32		12M32DH	49	44	52	17.0	420
33		12M33DH	49	44	55	17.0	430
	1 5/16"	1221DH	49	44	55	19.0	430
34		12M34DH	52	44	55	19.0	460
35	1 3/8"	1222M35DH	52	44	55	19.0	460
36		12M36DH	52	44	56	19.0	460
	1 7/16"	1223DH	52	44	56	19.0	460
37		12M37DH	54	44	56	19.0	490
38	1 1/2"	1224M38DH	54	44	59	22.0	490
39		12M39DH	57	44	59	22.0	520
	1 9/16"	1225DH	57	44	59	22.0	520
40		12M40DH	57	44	59	22.0	520
41	1 5/8"	1226M41DH	57	44	59	22.0	520
42		12M42DH	60	44	59	22.0	550
43	1 11/16"	1227M43DH	63	44	64	25.0	600
44		12M44DH	63	44	64	25.0	600
	1 3/4"	1228DH	63	44	64	25.5	600
45		12M45DH	63	44	64	25.5	600
46	1 13/16"	1229M46DH	67	44	64	25.5	850
47		12M47DH	67	54	64	25.5	850
	1 7/8"	1230DH	67	54	67	27.0	910
48		12M48DH	67	54	67	27.0	910
49	1 15/16"	1231M49DH	70	54	67	27.0	950
50		12M50DH	70	54	67	27.0	950
51	2"	1232M51DH	73	54	67	27.0	1040
52		12M52DH	73	54	70	27.0	1040
	2 1/16"	1233DH	73	54	71	30.0	1040
54	2 1/8"	1234M54DH	73	54	71	30.0	1040
55		12M55DH	78	54	71	30.0	1200
	2 3/16"	1235DH	78	54	74	32.0	1200
56		12M56DH	78	54	74	32.0	1200
57	2 1/4"	1236M57DH	82	54	75	33.0	1320
58		12M58DH	82	54	75	33.0	1320
59	2 5/16"	1237M59DH	82	54	75	33.0	1320
60		12M60DH	82	54	75	33.0	1320
	2 3/8"	1238DH	82	54	75	35.0	1320
61		12M61DH	86	54	75	35.0	1430



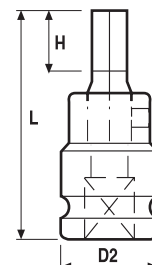
ONE PART INHEX

NOMINAL OPENING			D2	L	H	Weight
mm	A/F Inch	CATALOG No.	mm	mm	mm	gr
	3/8"	1206H	38	59	10	265
	7/16"	1207H	38	59	11	270
	1/2"	1208H	38	59	13	270
	9/16"	1209H	38	62	14	280
	5/8"	1210H	38	62	16	280
	3/4"	1212H	44	64	19	450
	13/16"	1213H	44	67	21	460
	7/8"	1214H	44	67	22	470
	1"	1216H	44	67	25	510
10		12M10H	38	59	10	260
11		12M11H	38	59	11	280
12		12M12H	38	59	12	280
13		12M13H	38	59	13	280
14		12M14H	38	59	14	280
15		12M15H	38	59	15	280
16		12M16H	38	59	16	280
17		12M17H	38	62	17	280
18		12M18H	38	62	18	450
19		12M19H	44	64	19	450
20		12M20H	44	64	20	460
21		12M21H	44	64	21	460
22		12M22H	44	67	22	460
23		12M23H	44	67	23	500
24		12M24H	44	67	24	500



2 PARTS INHEX

NOMINAL OPENING			D2	L	H	Weight
mm	A/F Inch	CATALOG No.	mm	mm	mm	gr
	3/8"	1206V	38	69	16	310
	7/16"	1207V	38	69	18	310
	1/2"	1208V	38	69	19	310
	9/16"	1209V	38	69	21	310
	5/8"	1210V	38	69	24	310
	3/4"	1212V	44	69	26	630
	13/16"	1213V	44	84	26	630
	7/8"	1214V	44	84	26	630
	1"	1216V	44	104	30	630
10		12M10V	38	69	16	310
11		12M11V	38	69	18	310
12		12M12V	38	69	18	310
13		12M13V	38	69	21	310
14		12M14V	38	69	21	310
15		12M15V	38	69	26	310
16		12M16V	38	69	26	310
17		12M17V	38	69	26	310
18		12M18V	38	84	26	630
19		12M19V	38	84	26	630
20		12M20V	44	84	26	630
21		12M21V	44	84	26	630
22		12M22V	44	84	26	630
23		12M23V	44	84	26	630
24		12M24V	44	84	26	630



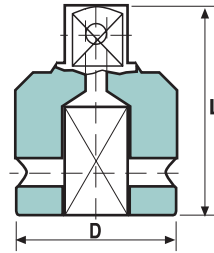
3/4" SQUARE DRIVE

OZAT
2000 LTD.

QUALITY POWER TOOLS

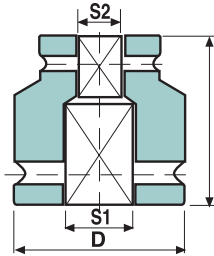
ADAPTORS

SQUARE SIZE		CATALOG No.	D mm	L mm	Weight gr
FEMALE	MALE				
3/4"	1/2"	A1208	44	55	340
3/4"	5/8"	A1210	44	57	350
3/4"	1"	A1216	44	59	400



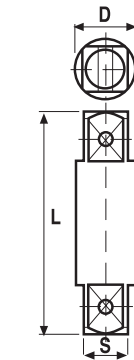
TWO SIDE FEMALE ADAPTORS

SQUARE SIZE		CATALOG No.	D mm	L mm	Weight gr
S 1	S 2				
3/4"	1/2"	AN1208	44	49	320
3/4"	5/8"	AN1210	44	50	370
3/4"	3/4"	AN1212	44	49	390
1"	3/4"	AN1612	54	63	680



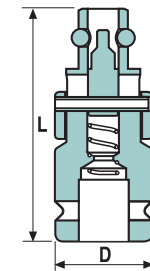
TWO SIDE MALE ADAPTORS

S	CATALOG No.	D mm	L mm	Weight gr
SQUARE SIZE(S)				
3/4"	Z1202	25.4	51	140
3/4"	Z1203	25.4	78	280
3/4"	Z1204	25.4	101	360
3/4"	Z1205	25.4	127	460
3/4"	Z1207	25.4	177	640
3/4"	Z1210	25.4	254	820
3/4"	Z1213	25.4	330	1240
3/4"	Z1215	25.4	381	1350
3/4"	Z1216	25.4	406	1510



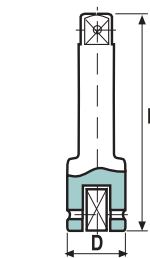
QUICK CHANGE ADAPTOR

SQUARE SIZE	CATALOG No.	D mm	L mm	Weight gr
3/4"	QCAD12	44	78	520



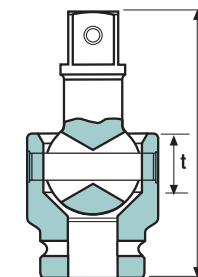
EXTENSIONS

SQUARE SIZE	CATALOG No.	D mm	L mm	Weight gr
3/4"	E1203	44	75	470
3/4"	E1204	44	100	550
3/4"	E1205	44	125	690
3/4"	E1207	44	175	900
3/4"	E1210	44	250	1200
3/4"	E1213	44	325	1460



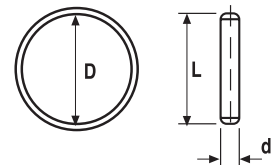
UNIVERSAL JOINT

SQUARE SIZE	CATALOG No.	D mm	L mm	Weight gr
3/4"	U1212	44	94	590



RETAINING PINS AND RING

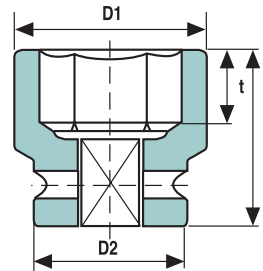
FOR SOCKET		CATALOG No.		PIN		RING
SQUARE SIZE	DIAMETER OF SQUARE END	RETAINING PIN	RETAINING RING	d mm	L mm	D mm
3/4"	44	P1244	R1244	4	35	36
3/4"	54	P1254	R1254	4	45	46



6 POINT IMPACT SOCKETS REGULAR LENGTH

NOMINAL OPENING			D1	D2	L	t min	Weight
mm	A/F Inch	CATALOG No.	mm	mm	mm	mm	gr
19	3/4"	1612M19	36	54	55	9.5	600
20		16M20	37	54	55	10.0	600
	13/16"	1613	38	54	55	11.0	600
21		16M21	38	54	55	11.0	600
22		16M22	40	54	55	11.0	600
	7/8"	1614	40	54	55	13.0	600
23		16M23	41	54	55	13.0	600
	15/16"	1615	41	54	55	13.0	600
24		16M24	42	54	55	13.0	600
25		16M25	43	54	55	13.0	600
	1"	1616	43	54	55	13.0	600
26		16M26	45	54	55	13.0	600
27	1 1/16"	1617M27	46	54	55	13.0	600
28		16M28	47	54	55	14.0	600
	1 1/8"	1618	48	54	57	16.5	630
29		16M29	48	54	57	16.5	630
30	1 3/16"	1619M30	50	54	57	16.5	630
31		16M31	51	54	57	16.5	630
	1 1/4"	1620	51	54	57	17.0	630
32		16M32	51	54	57	17.0	630
33		16M33	54	54	57	17.0	630
	1 5/16"	1621	54	54	60	19.0	650
34		16M34	54	54	60	19.0	650
35	1 3/8"	1622M35	54	54	60	19.0	650
36		16M36	54	54	60	19.0	650
	1 7/16"	1623	54	54	60	19.0	650
37		16M37	54	54	60	19.0	650
38	1 1/2"	1624M38	60	54	64	22.0	760
39		16M39	60	54	64	22.0	760
	1 9/16"	1625	60	54	64	22.0	760
40		16M40	63	54	64	22.0	800
41	1 5/8"	1626M41	63	54	64	22.0	800
42		16M42	63	54	64	22.0	800
43	1 11/16"	1627M43	67	54	69	25.0	950
44		16M44	67	54	69	25.0	950
	1 3/4"	1628	70	54	69	25.5	1000
45		16M45	70	54	69	25.5	1000
46	1 13/16"	1629M46	70	54	69	25.5	1000
47		16M47	70	54	69	25.5	1000
	1 7/8"	1630	70	54	72	27.0	1000
48		16M48	73	54	72	27.0	1080
49	1 15/16"	1631M49	73	54	72	27.0	1080
50		16M50	73	54	72	27.0	1080
51	2"	1632M51	73	54	72	27.0	1080
52		16M52	78	54	72	27.0	1200
	2 1/16"	1633	78	54	76	30.0	1240
54	2 1/8"	1634M54	82	54	76	30.0	1400
55		16M55	82	54	76	30.0	1400
	2 3/16"	1635	82	54	80	32.0	1400
56		16M56	82	54	80	32.0	1400
57	2 1/4"	1636M57	82	54	80	33.0	1400
58		16M58	86	54	80	33.0	1500
59	2 5/16"	1637M59	86	54	82	33.0	1500
60		16M60	86	54	82	33.0	1500
	2 3/8"	1638	86	54	85	35.0	1500
61		16M61	88	54	85	35.0	1800
62	2 7/16"	1639M62	92	54	85	35.0	1800
	2 1/2"	1640	92	54	85	35.0	1800
65	2 9/16"	1641M65	92	54	85	35.0	1800
67	2 5/8"	1642M67	92	54	88	38.0	1800
	2 11/16"	1643	96	54	88	38.0	1800
70	2 3/4"	1644M70	96	54	88	38.0	1800
	2 13/16"	1645	100	86	92	40.0	2700
73	2 7/8"	1646M73	100	86	92	41.0	2700
75	2 15/16"	1647M75	100	86	92	41.0	2700
76	3"	1648M76	105	86	97	44.0	3200

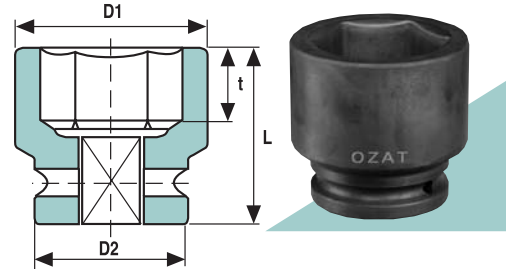
chart to be continued in the next page



6 POINT IMPACT SOCKETS REGULAR LENGTH

chart continued

NOMINAL OPENING		CATALOG No.	D1	D2	L	t min	Weight
mm	A/F Inch		mm	mm	mm	mm	gr
77		16M77	105	86	97	44.0	3200
	3 1/16"	1649	105	86	97	44.0	3200
	3 1/8"	1650	105	86	97	44.0	3200
80		16M80	105	86	97	44.0	3200
	3 3/16"	1651	109	86	100	47.0	3200
	3 1/4"	1652	109	86	100	47.0	3200
	3 5/16"	1653	109	86	100	47.0	3200
85		16M85	115	86	100	47.0	3500
86	3 3/8"	1654M86	115	86	104	49.0	3500
	3 7/16"	1655	121	86	104	49.0	4120
	3 1/2"	1656	121	86	104	49.0	4120
90		16M90	127	86	104	49.0	4400
	3 9/16"	1657	127	86	104	49.0	4400
	3 5/8"	1658	130	86	104	49.0	4700
	3 11/16"	1659	130	86	104	49.0	4700
95	3 3/4"	1660M95	135	86	106	49.0	5200
	3 13/16"	1661	135	86	112	54.0	5200
	3 7/8"	1662	135	86	112	54.0	5200
100	3 15/16"	1663M100	135	86	112	54.0	5200
	4"	1664	140	127	112	54.0	5500
	4 1/16"	1665	140	127	112	54.0	5500
105	4 1/8"	1666M105	145	127	112	54.0	7700
	4 3/16"	1667	145	127	122	62.0	8100
	4 1/4"	1668	145	127	122	62.0	8100
110	4 5/16"	1669M110	150	127	122	62.0	8200
	4 3/8"	1670	150	127	122	62.0	8200
	4 7/16"	1671	155	127	122	62.0	9060
	4 1/2"	1672	155	127	122	62.0	9060
115		16M115	155	127	122	67.0	9060



6 POINT IMPACT SOCKETS LONG

NOMINAL OPENING		CATALOG No.	D1	D2	L	t min	Weight
mm	A/F Inch		mm	mm	mm	mm	gr
19	3/4"	1612M19L	36	54	100	9.5	1200
20		16M20L	37	54	100	10.0	1200
	13/16"	1613L	38	54	100	11.0	1200
21		16M21L	38	54	100	11.0	1200
22		16M22L	40	54	100	11.0	1200
	7/8"	1614L	40	54	100	13.0	1200
23		16M23L	41	54	100	13.0	1200
	15/16"	1615L	41	54	100	13.0	1200
24		16M24L	42	54	100	13.0	1200
25		16M25L	43	54	100	13.0	1200
	1"	1616L	43	54	100	13.0	1200
26		16M26L	45	54	100	13.0	1200
27	1 1/16"	1617M27L	46	54	100	13.0	1200
28		16M28L	47	54	100	14.0	1200
	1 1/8"	1618L	48	54	100	16.5	1200
29		16M29L	48	54	100	16.5	1200
30	1 3/16"	1619M30L	50	54	100	16.5	1200
31		16M31L	51	54	100	17.0	1200
	1 1/4"	1620L	51	54	100	17.0	1200
32		16M32L	51	54	100	17.0	1200
33		16M33L	54	54	100	17.0	1200
	1 5/16"	1621L	54	54	100	19.0	1200
34		16M34L	54	54	100	19.0	1200
35	1 3/8"	1622M35L	54	54	100	19.0	1200
36		16M36L	54	54	100	19.0	1200
	1 7/16"	1623L	54	54	100	19.0	1200
37		16M37L	54	54	100	19.0	1200
38	1 1/2"	1624M38L	60	54	100	22.0	1300
39		16M39L	60	54	100	22.0	1300
	1 9/16"	1625L	60	54	100	22.0	1300
40		16M40L	63	63	100	22.0	1400

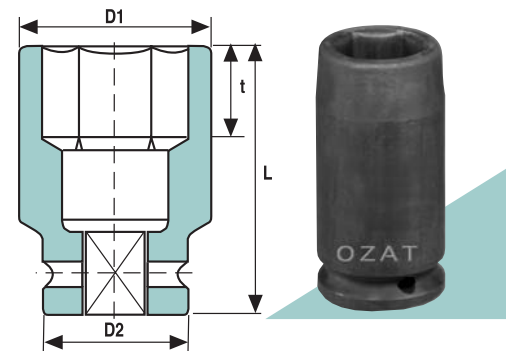


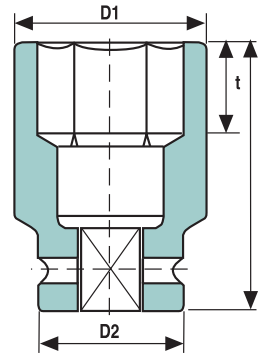
chart to be continued in the next page



6 POINT IMPACT SOCKETS LONG

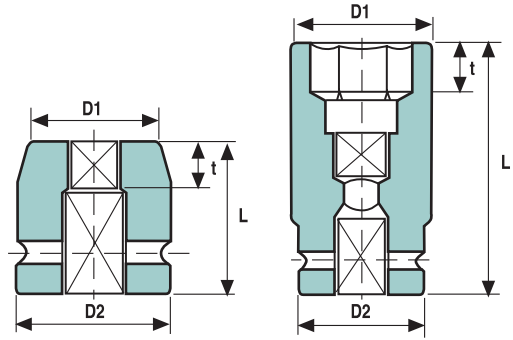
chart continued

NOMINAL OPENING		CATALOG No.	D1	D2	L	t min	Weight
mm	A/F Inch		mm	mm	mm	mm	gr
41	1 5/8"	1626M41L	63	54	100	22.0	1400
42		16M42L	63	54	100	22.0	1400
43	1 11/16"	1627M43L	67	54	100	25.0	1500
44		16M44L	67	54	100	25.0	1500
	1 3/4"	1628L	70	54	100	25.5	1600
45		16M45L	70	54	100	25.5	1600
46	1 13/16"	1629M46L	70	54	100	25.5	1600
47		16M47L	70	54	100	25.5	1600
	1 7/8"	1630L	70	54	100	27.0	1600
48		16M48L	73	54	100	27.0	1700
49	1 15/16"	1631M49L	73	54	100	27.0	1700
50		16M50L	73	54	100	27.0	1700
51	2"	1632M51L	73	54	100	27.0	1700
52		16M52L	78	54	100	27.0	1900
	2 1/16"	1633L	78	54	100	30.0	1900
54	2 1/8"	1634M54L	82	54	104	30.0	2200
55		16M55L	82	54	105	30.0	2200
	2 3/16"	1635L	82	54	105	32.0	2200
56		16M56L	82	54	105	32.0	2200
57	2 1/4"	1636M57L	82	54	105	33.0	2200
58		16M58L	86	54	105	33.0	2500
59	2 5/16"	1637M59L	86	54	112	33.0	2500
60		16M60L	86	54	105	33.0	2500
	2 3/8"	1638L	86	54	112	35.0	2500
61		16M61L	88	54	112	35.0	2800
62	2 7/16"	1639M62L	92	54	118	35.0	3000
	2 1/2"	1640L	92	54	118	35.0	3000
65	2 9/16"	1641M65L	92	54	118	35.0	3000
67	2 5/8"	1642M67L	92	54	118	38.0	3000
	2 11/16"	1643L	96	54	124	38.0	3200
70	2 3/4"	1644M70L	96	54	124	38.0	3200
	2 13/16"	1645L	100	86	124	40.0	4300
73	2 7/8"	1646M73L	100	86	124	41.0	4300
75	2 15/16"	1647M75L	100	86	124	41.0	4300
76	3"	1648M76L	105	86	130	44.0	4800
77		16M77L	105	86	130	44.0	4800
	3 1/16"	1649L	105	86	130	44.0	4800
	3 1/8"	1650L	105	86	132	44.0	4800
80		16M80L	105	86	132	44.0	4800
	3 3/16"	1651L	109	86	132	47.0	5000
	3 1/4"	1652L	109	86	132	47.0	5000
	3 5/16"	1653L	109	86	132	47.0	5000
85		16M85L	115	86	132	47.0	5200
86	3 3/8"	1654M86L	115	86	140	49.0	6000
	3 7/16"	1655L	121	86	140	49.0	7000
	3 1/2"	1656L	121	86	140	49.0	7000
90		16M90L	127	86	140	49.0	7200
	3 9/16"	1657L	127	86	140	49.0	7200
	3 5/8"	1658L	130	86	140	49.0	7400
	3 11/16"	1659L	130	86	140	49.0	7400
95	3 3/4"	1660M95L	135	86	140	49.0	7600
	3 13/16"	1661L	135	86	143	54.0	7600
	3 7/8"	1662L	135	86	143	54.0	7600
100	3 15/16"	1663M100L	135	86	143	54.0	7600
	4"	1664L	140	127	143	54.0	10400
	4 1/16"	1665L	140	127	143	54.0	10400
105	4 1/8"	1666M105L	145	127	143	54.0	10500
	4 3/16"	1667L	145	127	149	62.0	10500
	4 1/4"	1668L	145	127	149	62.0	10500
110	4 5/16"	1669M110L	150	127	149	62.0	11200
	4 3/8"	1670L	150	127	149	62.0	11200
	4 7/16"	1671L	155	127	149	62.0	11700
	4 1/2"	1672L	155	127	149	62.0	11700
115		16M115L	155	127	149	67.0	11700



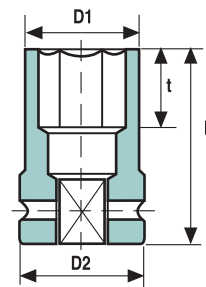
BUD WHEELS IMPACT SOCKETS

NOMINAL OPENING		CATALOG No.	D1 mm	D2 mm	L mm	t min mm	Weight gr
mm	A/F Inch						
17		16M17B	40	54	55	9.0	590
21		16M21B	47	54	55	10.0	620
	13/16"	1613B	47	54	55	12.0	620
	15/16"	1615B	52.5	54	60	13.0	720
	13/16"	1613BL	47	54	100	12.0	1320
	15/16"	1615BL	52.5	54	100	13.0	1320
38	13/16"+ 1 1/2" HEX	1624BS	57	54	100	14.5	1320



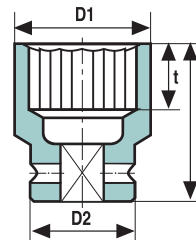
6 POINT THIN WALL IMPACT SOCKETS LONG

NOMINAL OPENING		CATALOG No.	D1 mm	D2 mm	L mm	t min mm	Weight gr
mm	A/F Inch						
22		16M22LT	38.0	54	100	10.0	780
	7/8"	1614LT	38.0	54	100	10.0	780
23		16M23LT	38.0	54	100	13.0	780
	15/16"	1615LT	38.0	54	100	13.0	780
24		16M24LT	38.0	54	100	13.0	780
25		16M25LT	41.0	54	100	13.0	800
	1"	1616LT	41.0	54	100	13.0	800
26		16M26LT	44.0	54	100	13.0	800
27	1 1/16"	1617M27LT	44.0	54	100	13.0	800
28		16M28LT	44.0	54	100	14.0	800
	1 1/8"	1618LT	44.0	54	100	16.5	800
29		16M29LT	44.0	54	100	16.5	800
30	1 3/16"	1619M30LT	49.0	54	100	16.5	800
31		16M31LT	49.0	54	100	17.0	800
	1 1/4"	1620LT	49.0	54	100	17.0	800
32		16M32LT	49.0	54	100	17.0	800
33		16M33LT	52.0	54	100	17.0	800
	1 5/16"	1621LT	52.0	54	100	19.0	800
34		16M34LT	52.0	54	100	19.0	800
35	1 3/8"	1622M35LT	52.0	54	100	19.0	800
36		16M36LT	53.5	54	100	19.0	950
	1 7/16"	1623LT	53.5	54	100	19.0	950
37		16M37LT	53.5	54	100	19.0	1100
38	1 1/2"	1624M38LT	57.0	54	100	22.0	1100
39		16M39LT	57.0	54	100	22.0	1100
	1 9/16"	1625LT	57.0	54	100	22.0	1100
40		16M40LT	60.0	54	100	22.0	1200
41	1 5/8"	1626M41LT	60.0	54	100	22.0	1200
42		16M42LT	60.0	54	100	22.0	1200
43	1 11/16"	1627M43LT	63.0	54	100	25.0	1300
44		16M44LT	63.0	54	100	25.0	1300
	1 3/4"	1628LT	67.0	54	100	25.5	1500
45		16M45LT	67.0	54	100	25.5	1500
46	1 13/16"	1629M46LT	67.0	54	100	25.5	1500



12 POINT IMPACT SOCKETS REGULAR LENGTH

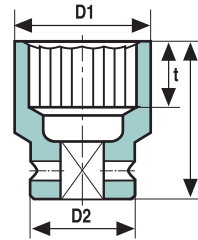
NOMINAL OPENING			D1	D2	L	t min	Weight
mm	A/F Inch	CATALOG No.	mm	mm	mm	mm	gr
19	3/4"	1612M19DH	36	54	55	9.5	600
20		16M20DH	37	54	55	10.0	600
	13/16"	1613DH	38	54	55	11.0	600
21		16M21DH	38	54	55	11.0	600
22		16M22DH	40	54	55	11.0	600
	7/8"	1614DH	40	54	55	13.0	600
23		16M23DH	41	54	55	13.0	600
	15/16"	1615DH	41	54	55	13.0	600
24		16M24DH	42	54	55	13.0	600
25		16M25DH	43	54	55	13.0	600
	1"	1616DH	43	54	55	13.0	600
26		16M26DH	45	54	55	13.0	600
27	1 1/16"	1617M27DH	46	54	55	13.0	600
28		16M28DH	47	54	55	14.0	600
	1 1/8"	1618DH	48	54	57	16.5	630
29		16M29DH	48	54	57	16.5	630
30	1 3/16"	1619M30DH	50	54	57	16.5	630
31		16M31DH	51	54	57	16.5	630
	1 1/4"	1620DH	51	54	57	17.0	630
32		16M32DH	51	54	57	17.0	630
33		16M33DH	54	54	57	17.0	630
	1 5/16"	1621DH	54	54	60	19.0	650
34		16M34DH	54	54	60	19.0	650
35	1 3/8"	1622M35DH	54	54	60	19.0	650
36		16M36DH	54	54	60	19.0	650
	1 7/16"	1623DH	54	54	60	19.0	650
37		16M37DH	54	54	60	19.0	650
38	1 1/2"	1624M38DH	60	54	64	22.0	760
39		16M39DH	60	54	64	22.0	760
	1 9/16"	1625DH	60	54	64	22.0	760
40		16M40DH	63	54	64	22.0	800
41	1 5/8"	1626M41DH	63	54	64	22.0	800
42		16M42DH	63	54	64	22.0	800
43	1 11/16"	1627M43DH	67	54	69	25.0	950
44		16M44DH	67	54	69	25.0	950
	1 3/4"	1628DH	70	54	69	25.5	1000
45		16M45DH	70	54	69	25.5	1000
46	1 13/16"	1629M46DH	70	54	69	25.5	1000
47		16M47DH	70	54	69	25.5	1000
	1 7/8"	1630DH	70	54	72	27.0	1000
48		16M48DH	73	54	72	27.0	1080
49	1 15/16"	1631M49DH	73	54	72	27.0	1080
50		16M50DH	73	54	72	27.0	1080
51	2"	1632M51DH	73	54	72	27.0	1080
52		16M52DH	78	54	72	27.0	1200
	2 1/16"	1633DH	78	54	76	30.0	1240
54	2 1/8"	1634M54DH	82	54	76	30.0	1400
55		16M55DH	82	54	76	30.0	1400
	2 3/16"	1635DH	82	54	80	32.0	1400
56		16M56DH	82	54	80	32.0	1400
57	2 1/4"	1636M57DH	82	54	80	33.0	1400
58		16M58DH	86	54	80	33.0	1500
59	2 5/16"	1637M59DH	86	54	82	33.0	1500
60		16M60DH	86	54	82	33.0	1500
	2 3/8"	1638DH	86	54	85	35.0	1500
61		16M61DH	88	54	85	35.0	1800
62	2 7/16"	1639M62DH	92	54	85	35.0	1800
	2 1/2"	1640DH	92	54	85	35.0	1800
65	2 9/16"	1641M65DH	92	54	85	35.0	1800
67	2 5/8"	1642M67DH	92	54	88	38.0	1800
	2 11/16"	1643DH	96	54	88	38.0	1800
70	2 3/4"	1644M70DH	96	54	88	38.0	1800
	2 13/16"	1645DH	100	86	92	40.0	2700
73	2 7/8"	1646M73DH	100	86	92	41.0	2700
75	2 15/16"	1647M75DH	100	86	92	41.0	2700
76	3"	1648M76DH	105	86	97	44.0	3200



12 POINT IMPACT SOCKETS REGULAR LENGTH

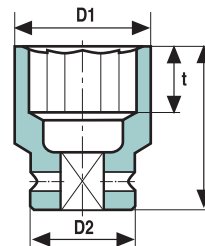
chart continued

NOMINAL OPENING			D1	D2	L	t min	Weight
mm	A/F Inch	CATALOG No.	mm	mm	mm	mm	gr
77		16M77DH	105.0	86	97	44.0	3200
	3 1/16"	1649DH	105.0	86	97	44.0	3200
	3 1/8"	1650DH	105.0	86	97	44.0	3200
80		16M80DH	105.0	86	97	44.0	3200
	3 3/16"	1651DH	109.0	86	100	47.0	3200
	3 1/4"	1652DH	109.0	86	100	47.0	3200
	3 5/16"	1653DH	109.0	86	100	47.0	3200
85		16M85DH	115.0	86	100	47.0	3500
86		1654M86DH	115.0	86	104	49.0	3500
	3 7/16"	1655DH	121.0	86	104	49.0	4120
	3 1/2"	1656DH	121.0	86	104	49.0	4120
90		16M90DH	127.0	86	104	49.0	4400
	3 9/16"	1657DH	127.0	86	104	49.5	4400
	3 5/8"	1658DH	130.0	86	104	49.0	4700
	3 11/16"	1659DH	130.0	86	104	49.0	4700
95		1660M95DH	135.0	86	106	49.0	5200
	3 3/4"	1661DH	135.0	86	112	54.0	5200
	3 13/16"	1662DH	135.0	86	112	54.0	5200
100		1663M100DH	135.0	86	112	54.0	5200
	4"	1664DH	140.0	127	112	54.0	5500
	4 1/16"	1665DH	140.0	127	112	54.0	5500
105		1666M105DH	145.0	127	112	54.0	7700
	4 1/8"	1667DH	145.0	127	122	62.0	8100
	4 3/16"	1668DH	145.0	127	122	62.0	8100
110		1669M110DH	150.0	127	122	62.0	8200
	4 3/8"	1670DH	150.0	127	122	62.0	8200
	4 7/16"	1671DH	155.0	127	122	62.0	9060
	4 1/2"	1672DH	155.0	127	122	62.0	9060
115		16M115DH	155.0	127	122	67.0	9060



8 POINT IMPACT SOCKETS REGULAR LENGTH

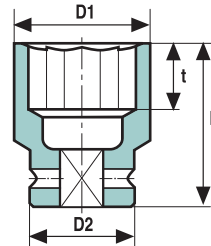
NOMINAL OPENING			D1	D2	L	t min	Weight
mm	A/F Inch	CATALOG No.	mm	mm	mm	mm	gr
	1 1/4"	1620DS	60	54	58	17.0	710
	1 5/16"	1621DS	63	54	58	19.0	760
35		1622M35DS	67	60	58	19.0	870
	1 7/16"	1623DS	67	60	58	19.0	890
38		1624M38DS	70	60	62	22.0	1000
	1 9/16"	1625DS	78	60	62	22.0	1170
41		1626M41DS	78	60	62	22.0	1660
43		1627M43DS	82	60	67	25.0	1320
	1 3/4"	1628DS	82	60	67	25.5	1300
46		1629M46DS	86	60	67	25.5	1390
	1 7/8"	1630DS	86	60	70	27.0	1450
51		1632M51DS	92	60	70	27.0	1600
54		1634M54DS	100	60	75	30.0	1780
	2 3/16"	1635DS	100	60	78	32.0	2040
57		1636M57DS	100	60	78	32.0	1970
	2 3/8"	1638DS	105	60	82	35.0	2970
	2 1/2"	1640DS	109	60	88	35.0	2570





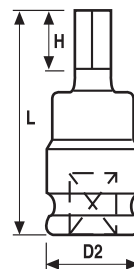
8 POINT IMPACT SOCKETS LONG

NOMINAL OPENING			D1	D2	L	t min	Weight
mm	A/F Inch	CATALOG No.	mm	mm	mm	mm	gr
	1 1/4"	1620LDS	60	54	81	17.0	1000
	1 5/16"	1621LDS	63	54	81	19.0	1040
35	1 3/8"	1622M35LDS	67	60	81	19.0	1300
	1 7/16"	1623LDS	67	60	81	19.0	1260
38	1 1/2"	1624M38LDS	70	60	87	22.0	1430
	1 9/16"	1625LDS	78	60	88	22.0	1670
41	1 5/8"	1626M41LDS	78	60	88	22.0	1670
43	1 11/16"	1627M43LDS	82	60	88	25.0	1800
	1 3/4"	1628LDS	82	60	88	25.5	1800
46	1 13/16"	1629M46LDS	86	60	88	25.5	1900
	1 7/8"	1630LDS	86	60	88	27.0	1900
51	2"	1632M51LDS	92	60	88	27.0	2000
54	2 1/8"	1634M54LDS	100	60	97	30.0	2350
	2 3/16"	1635LDS	100	60	97	32.0	2350
57	2 1/4"	1636M57LDS	100	60	100	32.0	2270
	2 3/8"	1638LDS	105	60	100	35.0	2350
	2 1/2"	1640LDS	109	60	100	35.0	2640



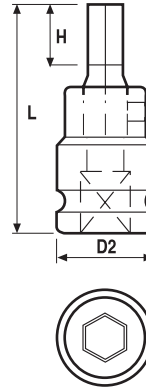
ONE PART INHEX

NOMINAL OPENING			D2	L	H	Weight
mm	A/F Inch	CATALOG No.	mm	mm	mm	gr
	1/2"	1608H	54	71	13	645
	9/16"	1609H	54	71	14	670
	5/8"	1610H	54	71	16	670
	3/4"	1612H	54	71	19	670
	13/16"	1613H	54	75	21	700
	7/8"	1614H	54	75	22	700
	1"	1616H	54	75	25	750
	1 1/16"	1617H	54	82	27	780
	1 1/8"	1618H	54	82	29	810
	1 3/16"	1619H	54	82	30	830
	1 1/4"	1620H	54	82	32	930
10		16M10H	54	71	10	680
11		16M11H	54	71	11	680
12		16M12H	54	71	12	680
13		16M13H	54	71	13	680
14		16M14H	54	71	14	680
15		16M15H	54	71	15	680
16		16M16H	54	71	16	620
17		16M17H	54	71	17	680
18		16M18H	54	71	18	700
19		16M19H	54	71	19	700
20		16M20H	54	75	20	730
21		16M21H	54	75	21	730
22		16M22H	54	75	22	730
23		16M23H	54	75	23	740
24		16M24H	54	75	24	740
25		16M25H	54	75	25	790
26		16M26H	54	75	26	790
27		16M27H	54	82	27	790
28		16M28H	54	82	28	415
29		16M29H	54	82	29	415
30		16M30H	54	82	30	415
31		16M31H	54	82	31	920
32		16M32H	54	82	32	920



TWO PARTS IN HEX

NOMINAL OPENING			D2	L	H	Weight
mm	A/F Inch	CATALOG No.	mm	mm	mm	gr
	1/2"	1608V	54	74	19	800
	9/16"	1609V	54	74	21	800
	5/8"	1610V	54	74	24	800
	3/4"	1612V	54	74	26	800
	13/16"	1613V	54	89	26	900
	7/8"	1614V	54	89	26	900
	1"	1616V	54	109	30	1000
	1 1/16"	1617V	54	111	32	1000
	1 1/8"	1618V	54	111	32	1000
	1 3/16"	1619V	54	115	36	1000
	1 1/4"	1620V	54	117	38	1000
10		16M10V	54	74	16	800
11		16M11V	54	74	21	800
12		16M12V	54	74	21	800
13		16M13V	54	74	21	800
14		16M14V	54	74	21	800
15		16M15V	54	74	18	800
16		16M16V	54	74	18	800
17		16M17V	54	74	26	800
18		16M18V	54	89	26	900
19		16M19V	54	89	26	900
20		16M20V	54	89	26	900
21		16M21V	54	89	26	900
22		16M22V	54	89	26	900
23		16M23V	54	89	26	900
24		16M24V	54	89	26	900
25		16M25V	54	111	32	1000
26		16M26V	54	111	32	1000
27		16M27V	54	111	32	1000
28		16M28V	54	115	36	1000
29		16M29V	54	115	36	1000
30		16M30V	54	117	38	1000
31		16M31V	54	117	38	1000
32		16M32V	54	117	38	1000



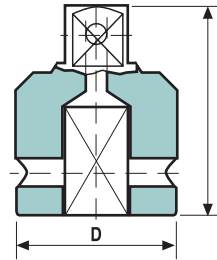
1" SQUARE DRIVE

OZAT
2000 LTD.

QUALITY POWER TOOLS

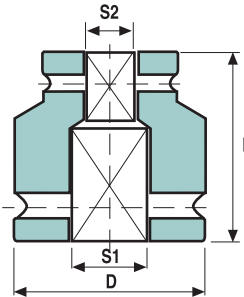
ADAPTORS

SQUARE SIZE		CATALOG No.	D mm	L mm	Weight gr
FEMALE	MALE				
1"	3/4"	A1612	54	77	650
1"	1 1/2"	A1624	54	85	1000
1"	Spline No. 5	A1695	54	110	980



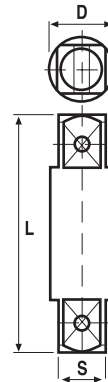
TWO SIDE FEMALE ADAPTORS

SQUARE SIZE		CATALOG No.	D mm	L mm	Weight gr
S 1	S 2				
1"	3/4"	AN1612	54	63	680
1"	1"	AN1616	54	59	750
1 1/2"	1"	AN2416	86	83	2050



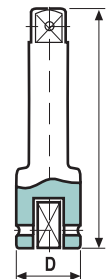
TWO SIDE MALE ADAPTORS

		D	L	Weight
SQUARE SIZE(S)	CATALOG No.	mm	mm	gr
1"	Z1603	33	76	400
1"	Z1604	33	101	560
1"	Z1605	33	127	730
1"	Z1606	33	152	870
1"	Z1607	33	177	980
1"	Z1610	33	254	1380
1"	Z1613	33	330	2100
1"	Z1615	33	381	2460
1"	Z1616	33	406	2580
1"	Z1617	33	432	2750



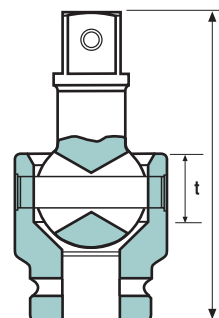
EXTENSIONS

SQUARE SIZE	CATALOG No.	D mm	L mm	Weight gr
1"	E1604	54	100	870
1"	E1605	54	125	1150
1"	E1607	54	175	1500
1"	E1610	54	250	2000
1"	E1613	54	330	2550



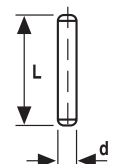
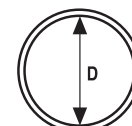
UNIVERSAL JOINT

SQUARE SIZE	CATALOG No.	D mm	L mm	Weight gr
1"	U1616	67	136.5	1600



RETAINING PINS AND RING

FOR SOCKET		CATALOG No.		PIN		RING
SQUARE SIZE	DIAMETER OF SQUARE END	RETAINING PIN	RETAINING RING	d mm	L mm	D mm
1"	54	P1654	R1654	5	45	45
1"	86	P1686	R1686	5	77	77
1"	127	P16127	R16127	5	118	118



6 POINT IMPACT SOCKETS REGULAR LENGTH

NOMINAL OPENING		CATALOG No.	D1	D2	L	t min	Weight
mm	A/F Inch		mm	mm	mm	mm	gr
32		24M32	60	86	75	17.0	1800
33		24M33	60	86	75	17.0	1800
	1 5/16"	2421	60	86	75	19.0	1800
34		24M34	60	86	75	19.0	1800
35	1 3/8"	2422M35	60	86	75	19.0	1800
36		24M36	64	86	80	19.0	2200
	1 7/16"	2423	64	86	80	19.0	2200
37		24M37	64	86	80	19.0	2200
38	1 1/2"	2424M38	64	86	80	22.0	2200
39		24M39	70	86	80	22.0	2200
	1 9/16"	2425	70	86	80	22.0	2200
40		24M40	70	86	80	22.0	2200
41	1 5/8"	2426M41	70	86	80	22.0	2200
42		24M42	70	86	80	22.0	2200
43	1 11/16"	2427M43	75	86	80	25.0	2200
44		24M44	75	86	80	25.0	2200
	1 3/4"	2428	75	86	80	25.5	2200
45		24M45	75	86	80	25.5	2200
46	1 13/16"	2429M46	75	86	80	25.5	2200
47		24M47	75	86	80	25.5	2200
	1 7/8"	2430	80	86	82	27.0	2300
48		24M48	80	86	82	27.0	2300
49	1 15/16"	2431M49	80	86	82	27.0	2300
50		24M50	80	86	82	27.0	2300
51	2"	2432M51	80	86	82	27.0	2300
52		24M52	80	86	82	27.0	2300
	2 1/16"	2433	86	86	89	30.0	2500
54	2 1/8"	2434M54	86	86	89	30.0	2500
55		24M55	86	86	89	30.0	2500
	2 3/16"	2435	86	86	92	32.0	2500
56		24M56	86	86	92	32.0	2500
57	2 1/4"	2436M57	86	86	92	32.5	2500
58		24M58	92	86	92	32.5	2800
59	2 5/16"	2437M59	92	86	92	33.0	2800
60		24M60	92	86	92	33.0	2800
	2 3/8"	2438	92	86	96	35.0	2800
61		24M61	96	86	96	35.0	3200
62	2 7/16"	2439M62	96	86	96	35.0	3200
	2 1/2"	2440	100	86	96	35.0	3350
65	2 9/16"	2441M65	100	86	96	35.0	3350
67	2 5/8"	2442M67	100	86	101	38.0	3350
	2 11/16"	2443	105	86	101	38.0	3600
70	2 3/4"	2444M70	105	86	101	38.0	3600
	2 13/16"	2445	109	86	105	40.0	3900
73	2 7/8"	2446M73	109	86	105	41.0	3900
75	2 15/16"	2447M75	109	86	105	41.0	3900
76	3"	2448M76	115	86	110	44.0	4500
	3 1/16"	2449	115	86	110	44.0	4500
77		24M77	115	86	110	44.0	4500
	3 1/8"	2450	115	86	110	44.0	4500
80		24M80	115	86	110	44.0	4500
	3 3/16"	2451	121	86	116	47.0	5100
	3 1/4"	2452	121	86	116	47.0	5100
	3 5/16"	2453	121	86	116	47.0	5100
85		24M85	121	86	116	47.0	5100
86	3 3/8"	2454M86	127	86	116	49.0	5500
	3 7/16"	2455	127	86	118	49.0	5500
	3 1/2"	2456	130	86	118	49.0	5600
90		24M90	130	86	118	49.0	5600
	3 9/16"	2457	130	86	118	49.0	5600
	3 5/8"	2458	135	127	118	49.0	7900
	3 11/16"	2459	135	127	118	49.0	7900
95	3 3/4"	2460M95	135	127	118	49.0	7900
	3 13/16"	2461	140	127	125	54.0	8500
	3 7/8"	2462	140	127	125	54.0	8500
100	3 15/16"	2463M100	140	127	125	54.0	8500
	4"	2464	145	127	125	54.0	9000

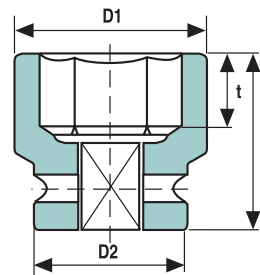
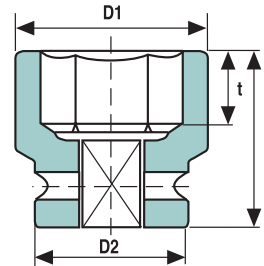


chart to be continued in the next page

6 POINT IMPACT SOCKETS REGULAR LENGTH

chart continued

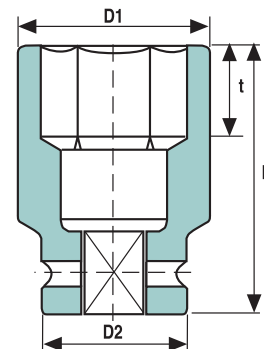
NOMINAL OPENING			D1	D2	L	t min	Weight
mm	A/F Inch	CATALOG No.	mm	mm	mm	mm	gr
105	4 1/16"	2465	145	127	125	54.0	9000
	4 1/8"	2466M105	150	127	125	54.0	9500
	4 3/16"	2467	150	127	137	62.0	10200
110	4 1/4"	2468	150	127	137	62.0	10200
	4 5/16"	2469M110	155	127	137	62.0	10400
	4 3/8"	2470	155	127	137	62.0	10400
	4 7/16"	2471	155	127	137	62.0	10400
115	4 1/2"	2472	160	127	137	62.0	11500
		24M115	160	127	137	67.0	11500
	4 5/8"	2474	165	127	143	67.0	12000
		24M120	165	127	145	67.0	12000
120	4 3/4"	2476	165	127	145	67.0	12000
	4 7/8"	2478	170	127	145	67.0	12200
		24M125	170	127	145	67.0	12200
125	5"	2480	180	127	150	72.0	14800
	5 1/8"	2482M130	180	127	158	76.0	14800
	5 3/16"	2483	180	127	158	76.0	14800
130	5 3/8"	2486	190	127	158	76.0	16700



6 POINT IMPACT SOCKETS LONG

NOMINAL OPENING			D1	D2	L	t min	Weight
mm	A/F Inch	CATALOG No.	mm	mm	mm	mm	gr
32		24M32L	60	86	140	17.0	4500
33		24M33L	60	86	140	17.0	4500
	1 5/16"	2421L	60	86	140	19.0	4500
34		24M34L	60	86	140	19.0	4500
35	1 3/8"	2422M35L	60	86	140	19.0	4500
36		24M36L	64	86	140	19.0	4500
	1 7/16"	2423L	64	86	140	19.0	4500
37		24M37L	64	86	140	19.0	4500
38	1 1/2"	2424M38L	64	86	140	22.0	4500
39		24M39L	70	86	140	22.0	4500
	1 9/16"	2425L	70	86	140	22.0	4500
40		24M40L	70	86	140	22.0	4500
41	1 5/8"	2426M41L	70	86	140	22.0	4500
42		24M42L	70	86	140	22.0	4500
43	1 11/16"	2427M43L	75	86	140	25.0	4500
44		24M44L	75	86	140	25.0	4500
	1 3/4"	2428L	75	86	140	25.5	4500
45		24M45L	75	86	140	25.5	4500
46	1 13/16"	2429M46L	75	86	140	25.5	4500
47		24M47L	75	86	140	25.5	4500
	1 7/8"	2430L	80	86	140	27.0	4500
48		24M48L	80	86	140	27.0	4500
49	1 15/16"	2431M49L	80	86	140	27.0	4500
50		24M50L	80	86	140	27.0	4500
51	2"	2432M51L	80	86	140	27.0	4500
52		24M52L	80	86	140	27.0	4500
	2 1/16"	2433L	86	86	140	30.0	4500
54	2 1/8"	2434M54L	86	86	140	30.0	4500
55		24M55L	86	86	140	30.0	4500
	2 3/16"	2435L	86	86	140	32.0	4500
56		24M56L	86	86	140	32.0	4500
57	2 1/4"	2436M57L	86	86	140	32.5	4500
58		24M58L	92	86	140	32.5	4600
59	2 5/16"	2437M59L	92	86	140	33.0	4600
60		24M60L	92	86	140	33.0	4600
	2 3/8"	2438L	92	86	140	35.0	4600
61		24M61L	96	86	140	35.0	4800
62	2 7/16"	2439M62L	96	86	140	35.0	4800
	2 1/2"	2440L	100	86	140	35.0	4900
65	2 9/16"	2441M65L	100	86	140	35.0	4900
67	2 5/8"	2442M67L	100	86	140	38.0	4900
	2 11/16"	2443L	105	86	140	38.0	5000

chart to be continued in the next page

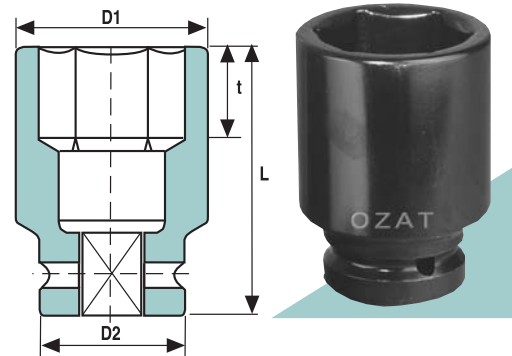




6 POINT IMPACT SOCKETS LONG

chart continued

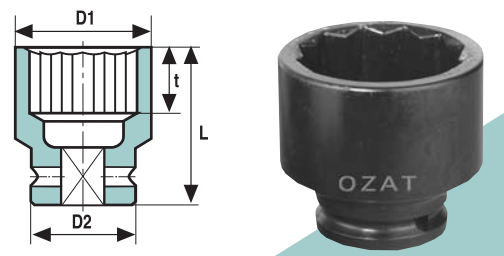
NOMINAL OPENING			D1	D2	L	t min	Weight
mm	A/F Inch	CATALOG No.	mm	mm	mm	mm	gr
70	2 3/4"	2444M70	105	86	140	38.0	5000
	2 13/16"	2445L	109	86	140	40.0	5600
73	2 7/8"	2446M73L	109	86	140	41.0	5600
75	2 15/16"	2447M75L	109	86	140	41.0	5600
76	3"	2448M76L	115	86	140	44.0	5900
	3 1/16"	2449L	115	86	140	44.0	5900
77		24M77L	115	86	140	44.0	5900
	3 1/8"	2450L	115	86	140	44.0	5900
80		24M80L	115	86	140	44.0	5900
	3 3/16"	2451L	121	86	140	47.0	6200
	3 1/4"	2452L	121	86	140	47.0	6200
	3 5/16"	2453L	121	86	140	47.0	6200
85		24M85L	121	86	140	47.0	6200
86	3 3/8"	2454M86L	127	86	140	49.0	6600
	3 7/16"	2455L	127	86	140	49.0	6600
	3 1/2"	2456L	130	86	140	49.0	6800
		24M90L	130	86	140	49.0	6800
	3 9/16"	2457L	130	86	140	49.0	6800
	3 5/8"	2458L	135	127	140	49.0	9900
	3 11/16"	2459L	135	127	140	49.0	9900
	95	3 3/4"	2460M95L	135	127	150	49.0
	3 13/16"	2461L	140	127	150	54.0	10700
	3 7/8"	2462L	140	127	150	54.0	10700
100	3 15/16"	2463M100L	140	127	150	54.0	10700
	4"	2464L	145	127	150	54.0	11200
	4 1/16"	2465L	145	127	150	54.0	11200
105	4 1/8"	2466M105L	150	127	150	54.0	11900
	4 3/16"	2467L	150	127	150	62.0	11900
	4 1/4"	2468L	150	127	160	62.0	11900
110	4 5/16"	2469M110L	155	127	160	62.0	12500
	4 3/8"	2470L	155	127	160	62.0	12500
	4 7/16"	2471L	155	127	160	62.0	12500
	4 1/2"	2472L	160	127	160	62.0	13200
115		24M115L	160	127	160	67.0	13200
	4 5/8"	2474L	165	127	170	67.0	14300
120		24M120L	165	127	170	67.0	14300
	4 3/4"	2476L	165	127	170	67.0	14300
	4 7/8"	2478L	170	127	170	67.0	14600
125		24M125L	170	127	170	67.0	14600
	5"	2480L	180	127	180	72.0	18200
130	5 1/8"	2482M130L	180	127	185	76.0	18200
	5 3/16"	2483L	180	127	185	76.0	18200
	5 3/8"	2486L	190	127	185	76.0	19000



12 POINT IMPACT SOCKETS REGULAR LENGTH

NOMINAL OPENING			D1	D1	L	t min	Weight
mm	A/F	CATALOG No.	mm	mm	mm	mm	gr
32		24M32DH	60.0	86	75	17.0	1800
33		24M33DH	60.0	86	75	17.0	1800
	1 5/16"	2421DH	60.0	86	75	19.0	1800
34		24M34DH	60.0	86	75	19.0	1800
35	1 3/8"	2422M35DH	60.0	86	75	19.0	1800
36		24M36DH	64.0	86	80	19.0	2200
	1 7/16"	2423DH	64.0	86	80	19.0	2200
37		24M37DH	64.0	86	80	19.0	2200
38	1 1/2"	2424M38DH	64.0	86	80	22.0	2200
39		24M39DH	70.0	86	80	22.0	2200
	1 9/16"	2425DH	70.0	86	80	22.0	2200
40		24M40DH	70.0	86	80	22.0	2200
41	1 5/8"	2426M41DH	70.0	86	80	22.0	2200
42		24M42DH	70.0	86	80	22.0	2200
43	1 11/16"	2427M43DH	75.0	86	80	25.0	2200
44		24M44DH	75.0	86	80	25.0	2200
	1 3/4"	2428DH	75.0	86	80	25.5	2200
45		24M45DH	75.0	86	80	25.5	2200

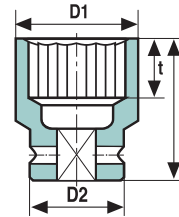
chart to be continued in the next page



12 POINT IMPACT SOCKETS REGULAR LENGTH

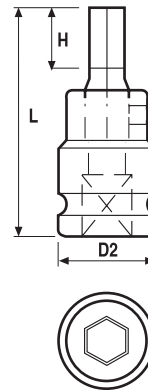
chart continued

NOMINAL OPENING			D1	D1	L	t min	Weight
mm	A/F	CATALOG No.	mm	mm	mm	mm	gr
46	1 13/16"	2429M46DH	75.0	86	80	25.5	2200
47		24M47DH	75.0	86	80	25.5	2200
	1 7/8"	2430DH	80.0	86	82	27.0	2300
48		24M48DH	80.0	86	82	27.0	2300
49	1 15/16"	2431M49DH	80.0	86	82	27.0	2300
50		24M50DH	80.0	86	82	27.0	2300
51	2"	2432M51DH	80.0	86	82	27.0	2300
52		24M52DH	80.0	86	82	27.0	2300
	2 1/16"	2433DH	86.0	86	89	30.0	2500
54	2 1/8"	2434M54DH	86.0	86	89	30.0	2500
55		24M55DH	86.0	86	89	30.0	2500
	2 3/16"	2435DH	86.0	86	92	32.0	2500
56		24M56DH	86.0	86	92	32.0	2500
57	2 1/4"	2436M57DH	86.0	86	92	33.0	2500
58		24M58DH	92.0	86	92	33.0	2800
59	2 5/16"	2437M59DH	92.0	86	92	33.0	2800
60		24M60DH	92.0	86	92	35.0	2800
	2 3/8"	2438DH	92.0	86	96	35.0	2800
61		24M61DH	96.0	86	96	35.0	3200
62	2 7/16"	2439M62DH	96.0	86	96	35.0	3200
	2 1/2"	2440DH	100.0	86	96	35.0	3350
65	2 9/16"	2441M65DH	100.0	86	96	35.0	3350
	2 5/8"	2442M67DH	100.0	86	101	38.0	3350
	2 11/16"	2443DH	105.0	86	101	38.0	3600
70	2 3/4"	2444M70DH	105.0	86	101	38.0	3600
	2 13/16"	2445DH	109.0	86	105	40.0	3900
73	2 7/8"	2446M73DH	109.0	86	105	41.0	3900
75	2 15/16"	2447M75DH	109.0	86	105	41.0	3900
76	3"	2448M76DH	115.0	86	110	44.0	4500
77		24M77DH	115.0	86	110	44.0	4500
	3 1/16"	2449DH	115.0	86	110	44.0	4500
	3 1/8"	2450DH	115.0	86	110	44.0	4500
80		24M80DH	115.0	86	110	44.0	4500
	3 3/16"	2451DH	121.0	86	116	47.0	5100
	3 1/4"	2452DH	121.0	86	116	47.0	5100
	3 5/16"	2453DH	121.0	86	116	47.0	5100
85		24M85DH	121.0	86	116	47.0	5100
86	3 3/8"	2454M86DH	127.0	86	116	49.0	5500
	3 7/16"	2455DH	127.0	86	118	49.0	5500
	3 1/2"	2456DH	130.0	86	118	49.0	2600
90		24M90DH	130.0	86	118	49.0	2600
	3 9/16"	2457DH	130.0	86	118	49.0	2600
	3 5/8"	2458DH	135.0	127	118	49.0	7900
	3 11/16"	2459DH	135.0	127	118	49.0	7900
95	3 3/4"	2460M95DH	135.0	127	118	49.0	7900
	3 13/16"	2461DH	140.0	127	125	54.0	8500
	3 7/8"	2462DH	140.0	127	125	54.0	8500
100	3 15/16"	2463M100DH	140.0	127	125	54.0	8500
	4"	2464DH	145.0	127	125	54.0	9000
	4 1/16"	2465DH	145.0	127	125	54.0	9000
105	4 1/8"	2466M105DH	150.0	127	125	54.0	9500
	4 3/16"	2467DH	150.0	127	137	62.0	10200
	4 1/4"	2468DH	150.0	127	137	62.0	10200
110	4 5/16"	2469M110DH	155.0	127	137	62.0	10400
	4 3/8"	2470DH	155.0	127	137	62.0	10400
	4 7/16"	2471DH	155.0	127	137	62.0	10400
	4 1/2"	2472DH	160.0	127	137	62.0	11500
115		24M115DH	160.0	127	137	67.0	11500
	4 5/8"	2474DH	165.0	127	143	67.0	12000
120		24M120DH	165.0	127	145	67.0	12000
	4 3/4"	2476DH	165.0	127	145	67.0	12000
	4 7/8"	2478DH	170.0	127	145	67.0	12200
125		24M125DH	170.0	127	145	67.0	12200
	5"	2480DH	180.0	127	150	72.0	14800
	5 1/8"	2482M130DH	180.0	127	158	76.0	14800
	5 3/16"	2483DH	180.0	127	158	76.0	14800
	5 3/8"	2486DH	190.0	127	158	76.0	16700



TWO PARTS IN HEX

NOMINAL OPENING		CATALOG No.	D2	L	H	Weight
mm	A/F Inch		mm	mm	mm	gr
22		24M22V	86	113	22	2600
24		24M24V	86	115	24	2600
27		24M27V	86	118	27	2600
30		24M30V	86	121	30	2800
32		24M32V	86	123	32	2800
36		24M36V	86	127	36	3400
38		24M38V	86	129	38	3400
41		24M41V	86	132	41	3520
46		24M46V	86	137	46	4700
50		24M50V	86	141	50	4900
55		24M55V	86	146	55	5100
	1"	2416V	86	116	25	2600
	1 1/8"	2418V	86	119	28	2600
	1 1/4"	2420V	86	123	32	2800
	1 3/8"	2422V	86	126	35	3400
	1 1/2"	2424V	86	129	38	3400
	1 5/8"	2426V	86	132	41	3520
	1 3/4"	2428V	86	135	44	2520
	1 13/16"	2429V	86	137	46	4700
	1 7/8"	2430V	86	139	48	4900
	2"	2432V	86	142	51	4900
	2 1/8"	2434V	86	145	54	5100



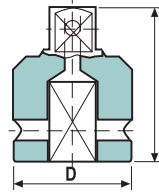
1 1/2" SQUARE DRIVE

OZAT
2000 LTD.

QUALITY POWER TOOLS

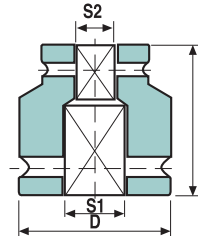
ADAPTORS

SQUARE SIZE		CATALOG No.	D mm	L mm	Weight gr
FEMALE	MALE				
1 1/2"	1"	A2416	86	95	2300
1 1/2"	2 1/2"	A2440	86	93	2500
1 1/2"	Spline No. 5	A2495	86	138	2530



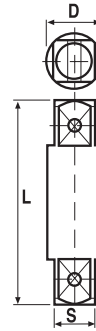
TWO SIDE FEMALE ADAPTORS

SQUARE SIZE		CATALOG No.	D mm	L mm	Weight gr
S 1	S 2				
1 1/2"	1"	AN2416	86	83	2050
1 1/2"	1 1/2"	AN2424	86	85	2690
2 1/2"	1 1/2"	AN4024	127	115	6500



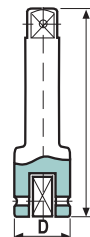
TWO SIDE MALE ADAPTORS

		D	L	Weight
SQUARE SIZE(S)	CATALOG No.	mm	mm	gr
1 1/2"	Z2404	49	101	1200
1 1/2"	Z2405	49	127	1540
1 1/2"	Z2410	49	254	3420
1 1/2"	Z2420	49	508	6550



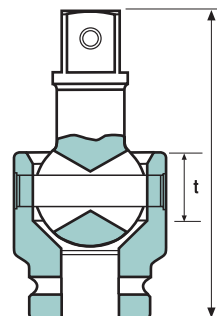
EXTENSIONS

SQUARE SIZE	CATALOG No.	D mm	L mm	Weight gr
1 1/2"	E2406	86	150	3980
1 1/2"	E2409	86	225	4540
1 1/2"	E2412	86	300	5000
1 1/2"	E2420	86	500	8200



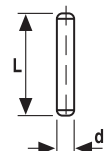
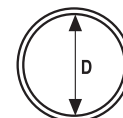
UNIVERSAL JOINT

SQUARE SIZE	CATALOG No.	D mm	L mm	Weight gr
1 1/2"	U2424	86	125	4070



RETAINING PINS AND RING

FOR SOCKET		CATALOG No.		PIN		RING
SQUARE SIZE	DIAMETER OF SQUARE END	RETAINING PIN	RETAINING RING	d mm	L mm	D mm
1 1/2"	86	P2486	R2486	6	75	75
1 1/2"	127	P24127	R24127	6	116	116

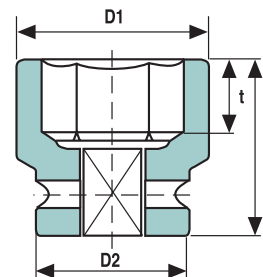




6 POINT IMPACT SOCKETS REGULAR LENGTH

NOMINAL OPENING		CATALOG No.	D1	D2	L	t min	Weight
mm	A/F Inch		mm	mm	mm	mm	gr
41	1 5/8"	4026M41	104	127	115	21.5	7000
42		40M42	104	127	115	21.5	7000
43	1 11/16"	4027M43	104	127	115	25.0	7000
44		40M44	104	127	115	25.0	7000
	1 3/4"	4028	104	127	115	25.5	7000
45		40M45	104	127	115	25.5	7000
46	1 13/16"	4029M46	104	127	115	25.5	7000
47		40M47	104	127	115	25.5	7000
	1 7/8"	4030	104	127	115	27.0	7000
48		40M48	104	127	115	27.0	7000
49	1 15/16"	4031M49	104	127	115	27.0	7000
50		40M50	104	127	115	27.0	7000
51	2"	4032M51	104	127	115	27.0	7000
52		40M52	104	127	115	27.0	7000
	2 1/16"	4033	104	127	115	30.0	7000
54	2 1/8"	4034M54	104	127	115	30.0	7000
55		40M55	104	127	115	30.0	7000
	2 3/16"	4035	104	127	115	32.0	7000
56		40M56	104	127	115	32.0	7000
57	2 1/4"	4036M57	104	127	115	32.5	7000
58		40M58	104	127	115	32.5	7000
59	2 5/16"	4037M59	104	127	115	33.0	7000
60		40M60	104	127	115	33.0	7000
	2 3/8"	4038	104	127	115	35.0	7000
61		40M61	104	127	115	35.0	7000
62	2 7/16"	4039M62	104	127	115	35.0	7000
	2 1/2"	4040	104	127	115	35.0	7000
65	2 9/16"	4041M65	104	127	115	35.0	7000
67	2 5/8"	4042M67	104	127	115	38.0	7000
	2 11/16"	4043	104	127	115	38.0	7000
70	2 3/4"	4044M70	104	127	115	38.0	7000
	2 13/16"	4045	115	127	125	40.0	7600
73	2 7/8"	4046M73	115	127	125	41.0	7600
75	2 15/16"	4047M75	115	127	125	41.0	7600
76	3"	4048M76	115	127	125	44.0	7600
77		40M77	115	127	125	44.0	7600
	3 1/16"	4049	115	127	125	44.0	7600
	3 1/8"	4050	127	127	125	44.0	7600
80		40M80	115	127	125	44.0	7600
	3 3/16"	4051	127	127	130	47.0	8000
	3 1/4"	4052	127	127	130	47.0	8000
	3 5/16"	4053	127	127	130	47.0	8000
85		40M85	127	127	130	47.0	8000
86	3 3/8"	4054M86	127	127	130	49.0	8000
	3 7/16"	4055	135	127	132	49.0	8100
	3 1/2"	4056	135	127	132	49.0	8100
90		40M90	135	127	132	49.0	8100
	3 9/16"	4057	135	127	132	49.0	8100
	3 5/8"	4058	135	127	132	49.0	8100
	3 11/16"	4059	140	127	132	49.0	8200
95	3 3/4"	4060M95	140	127	132	49.0	8200
	3 13/16"	4061	145	127	141	54.0	9000
	3 7/8"	4062	145	127	141	54.0	9000
100	3 15/16"	4063M100	145	127	141	54.0	9000
	4"	4064	150	127	141	54.0	9600
	4 1/16"	4065	150	127	141	54.0	9600
105	4 1/8"	4066M105	150	127	141	54.0	9600
	4 3/16"	4067	155	127	150	62.0	10500
	4 1/4"	4068	155	127	150	62.0	10500
110	4 5/16"	4069M110	160	127	150	62.0	11000
	4 3/8"	4070	160	127	150	62.0	11000
	4 7/16"	4071	165	127	150	62.0	11300
	4 1/2"	4072	165	127	150	62.0	11300
115		40M115	165	127	150	62.0	11500
	4 5/8"	4074	170	127	158	67.0	12000
120		40M120	170	127	158	67.0	12000

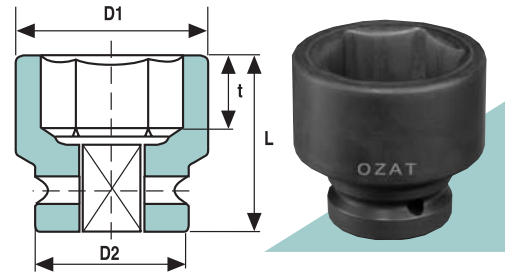
chart to be continued in the next page



6 POINT IMPACT SOCKETS REGULAR LENGTH

chart continued

NOMINAL OPENING			D1	D2	L	t min	Weight
mm	A/F Inch	CATALOG No.	mm	mm	mm	mm	gr
	4 3/4"	4076	170	127	158	67.0	12000
	4 7/8"	4078	170	127	158	67.0	12000
125		40M125	170	127	158	67.0	12000
	5"	4080	180	127	165	72.0	14100
130	5 1/8"	4082M130	180	127	174	76.0	14100
	5 3/16"	4083	180	127	174	76.0	14100
	5 1/4"	4084	190	127	174	76.0	17000
135		40M135	190	127	174	76.0	17000
	5 3/8"	4086	190	127	174	76.0	17000
140	5 1/2"	4088M140	190	127	176	79.0	17000
	5 5/8"	4090	200	150	182	83.0	20000
145		40M145	200	150	182	83.0	20000
	5 3/4"	4092	200	150	182	83.0	20000
150	5 7/8"	4094M150	210	150	190	88.0	22000
	6"	4096	210	150	190	88.0	22000
155		40M155	210	150	190	88.0	22000
	6 1/8"	4098	210	150	190	88.0	22000
	6 1/4"	40100	220	150	194	91.0	23000
160		40M160	220	150	194	91.0	23000
	6 3/8"	40102	220	150	194	91.0	23000
165	6 1/2"	40104M165	230	175	201	94.0	30000
	6 5/8"	40106	230	175	201	94.0	30000
170		40M170	230	175	201	94.0	30000
	6 3/4"	40108	230	175	208	99.0	30000
175	6 7/8"	40110M175	240	175	208	99.0	32000
	7"	40112	240	175	214	104.0	32000
180		40M180	240	175	214	104.0	32000
	7 1/8"	40114	250	175	214	104.0	36000
185	7 1/4"	40116M185	250	175	214	104.0	36000
	7 3/8"	40118	250	175	218	107.0	36000
190		40M190	260	175	218	107.0	40000
	7 1/2"	40120	260	175	218	107.0	40000
195	7 5/8"	40122M195	260	175	222	109.0	40000
	7 3/4"	40124	270	175	226	112.0	44000
200	7 13/16"	40125M200	270	175	226	112.0	44000
	7 7/8"	40126	270	175	226	112.0	44000
	8"	40128	270	175	232	115.0	44000
	8 1/8"	40130	280	175	232	115.0	48000
210	8 1/4"	40132M210	280	175	232	115.0	48000
	8 3/8"	40134	290	175	239	120.0	51000
215		40M215	290	175	239	120.0	51000
	8 1/2"	40136	290	175	250	122.0	51000
	8 3/4"	40140	300	175	253	124.0	60000
225	8 7/8"	40142M225	300	175	258	126.0	60000
	9"	40144	310	175	258	128.0	66000
230		40M230	310	175	258	128.0	66000
	9 1/8"	40146	310	175	258	131.0	66000
235		40M235	310	175	275	131.0	66000
	9 1/4"	40148	310	175	275	133.0	66000



6 POINT IMPACT SOCKETS LONG

NOMINAL OPENING			D1	D2	L	t min	Weight
mm	A/F Inch	CATALOG No.	mm	mm	mm	mm	gr
41	1 5/8"	4026M41L	104	127	192	21.5	11000
42		40M42L	104	127	192	21.5	11000
43	1 11/16"	4027M43L	104	127	192	25.0	11000
44		40M44L	104	127	192	25.0	11000
	1 3/4"	4028L	104	127	192	25.5	11000
45		40M45L	104	127	192	25.5	11000
46	1 13/16"	4029M46L	104	127	192	25.5	11000
47		40M47L	104	127	192	25.5	11000
	1 7/8"	4030L	104	127	192	27.0	11000
48		40M48L	104	127	192	27.0	11000
49	1 15/16"	4031M49L	104	127	192	27.0	11000

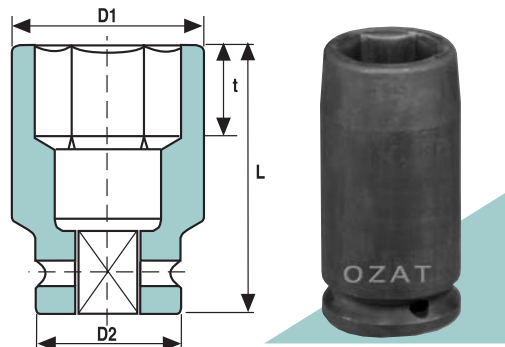


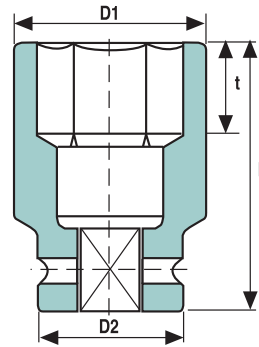
chart to be continued in the next page



6 POINT IMPACT SOCKETS LONG

chart continued

NOMINAL OPENING			D1	D2	L	t min	Weight
mm	A/F Inch	CATALOG No.	mm	mm	mm	mm	gr
50		40M50L	104	127	192	27.0	11000
51	2"	4032M51L	104	127	192	27.0	11000
52		40M52L	104	127	192	27.0	11000
	2 1/16"	4033L	104	127	192	30.0	11000
54	2 1/8"	4034M54L	104	127	192	30.0	11000
55		40M55L	104	127	192	30.0	11000
	2 3/16"	4035L	104	127	192	32.0	11000
56		40M56L	104	127	192	32.0	11000
57	2 1/4"	4036M57L	104	127	192	32.5	11000
58		40M58L	104	127	192	32.5	11000
59	2 5/16"	4037M59L	104	127	192	33.0	11000
60		40M60L	104	127	192	33.0	11000
	2 3/8"	4038L	104	127	192	35.0	11000
61		40M61L	104	127	192	35.0	11000
62	2 7/16"	4039M62L	104	127	192	35.0	11000
	2 1/2"	4040L	104	127	192	35.0	11000
65	2 9/16"	4041M65L	104	127	192	35.0	11000
67	2 5/8"	4042M67L	104	127	192	38.0	11000
	2 11/16"	4043L	104	127	192	38.0	11000
70	2 3/4"	4044M70L	104	127	192	38.0	11000
	2 13/16"	4045L	115	127	192	40.0	11000
73	2 7/8"	4046M73L	115	127	192	41.0	11000
75	2 15/16"	4047M75L	115	127	192	41.0	11000
76	3"	4048M76L	115	127	192	44.0	11000
77		40M77L	115	127	192	44.0	11000
	3 1/16"	4049L	115	127	192	44.0	11000
	3 1/8"	4050L	127	127	192	44.0	11000
80		40M80L	115	127	192	44.0	11000
	3 3/16"	4051L	127	127	192	47.0	11000
	3 1/4"	4052L	127	127	192	47.0	11000
	3 5/16"	4053L	127	127	192	47.0	11000
85		40M85L	127	127	192	47.0	11000
86	3 3/8"	4054M86L	127	127	192	49.0	11000
	3 7/16"	4055L	135	127	192	49.0	12500
	3 1/2"	4056L	135	127	192	49.0	12500
90		40M90L	135	127	192	49.0	12500
	3 9/16"	4057L	135	127	192	49.0	12500
	3 5/8"	4058L	135	127	192	49.0	12500
	3 11/16"	4059L	140	127	192	49.0	13000
95	3 3/4"	4060M95L	140	127	192	49.0	13000
	3 13/16"	4061L	145	127	198	54.0	14000
	3 7/8"	4062L	145	127	198	54.0	14000
100	3 15/16"	4063M100L	145	127	198	54.0	14000
	4"	4064L	150	127	198	54.0	15500
	4 1/16"	4065L	150	127	198	54.0	15500
105	4 1/8"	4066M105L	150	127	198	54.0	15500
	4 3/16"	4067L	155	127	207	62.0	16000
	4 1/4"	4068L	155	127	207	62.0	16000
110	4 5/16"	4069M110L	160	127	207	62.0	17000
	4 3/8"	4070L	160	127	207	62.0	17000
	4 7/16"	4071L	165	127	207	62.0	18000
	4 1/2"	4072L	165	127	207	62.0	18000
115		40M115L	165	127	207	62.0	18000
	4 5/8"	4074L	170	127	215	67.0	19000
120		40M120L	170	127	215	67.0	19000
	4 3/4"	4076L	170	127	215	67.0	19000
	4 7/8"	4078L	170	127	215	67.0	19000

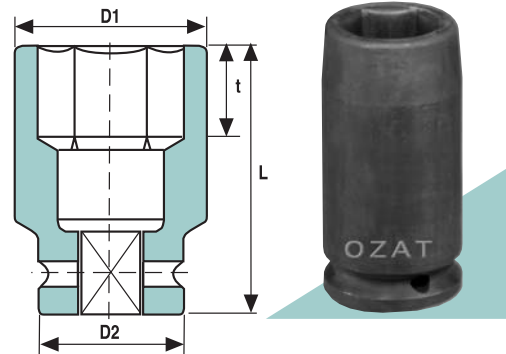




6 POINT IMPACT SOCKETS LONG LENGTH

chart continued

NOMINAL OPENING			D1	D2	L	t min	Weight
mm	A/F Inch	CATALOG No.	mm	mm	mm	mm	gr
125		40M125L	170	127	215	67.0	19000
	5"	4080L	180	127	223	72.0	20000
130	5 1/8"	4082M130L	180	127	223	76.0	20000
	5 3/16"	4083L	180	127	231	76.0	20000
	5 1/4"	4084L	190	127	231	76.0	22000
135		40M135L	190	127	231	76.0	22000
	5 3/8"	4086L	190	127	231	76.0	22000
140	5 1/2"	4088M140L	190	127	234	79.0	22000
	5 5/8"	4090L	200	150	240	83.0	26000
145		40M145L	200	150	240	83.0	26000
	5 3/4"	4092L	200	150	240	83.0	26000
150	5 7/8"	4094M150L	210	150	248	88.0	30000
	6"	4096L	210	150	248	88.0	30000
155		40M155L	210	150	248	88.0	30000
	6 1/8"	4098L	210	150	248	88.0	30000
	6 1/4"	40100L	220	150	252	91.0	33000
160		40M160L	220	150	252	91.0	33000
	6 3/8"	40102L	220	150	252	91.0	33000
165	6 1/2"	40104M165L	230	175	260	94.0	38000
	6 5/8"	40106L	230	175	260	94.0	38000
170		40M170L	230	175	260	94.0	38000
	6 3/4"	40108L	230	175	264	99.0	38000
175	6 7/8"	40110M175L	240	175	264	99.0	41000
	7"	40112L	240	175	272	104.0	41000
180		40M180L	240	175	272	104.0	41000
	7 1/8"	40114L	250	175	272	104.0	45000
185	7 1/4"	40116M185L	250	175	272	104.0	45000
	7 3/8"	40118L	250	175	276	107.0	45000
190		40M190L	260	175	276	107.0	50000
	7 1/2"	40120L	260	175	276	107.0	50000
195	7 5/8"	40122M195L	260	175	280	109.0	50000
	7 3/4"	40124L	270	175	284	112.0	55000
200	7 13/16"	40125M200L	270	175	284	112.0	55000
	7 7/8"	40126L	270	175	284	112.0	55000
	8"	40128L	270	175	290	115.0	55000
	8 1/8"	40130L	280	175	290	115.0	60000
210	8 1/4"	40132M210L	280	175	290	115.0	60000
	8 3/8"	40134L	290	175	297	120.0	70000
215		40M215L	290	175	316	120.0	70000
	8 1/2"	40136L	290	175	316	122.0	70000
	8 3/4"	40140L	300	175	316	124.0	75000
225	8 7/8"	40142M225L	300	175	316	126.0	75000
	9"	40144L	310	175	316	128.0	80000
230		40M230L	310	175	316	128.0	80000
	9 1/8"	40146L	310	175	316	131.0	80000
235		40M235L	310	175	333	131.0	80000
	9 1/4"	40148L	310	175	333	133.0	80000



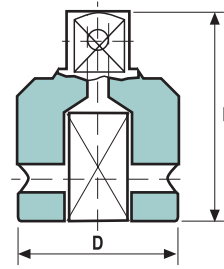
2 1/2" SQUARE DRIVE

OZAT
2000 LTD.

QUALITY POWER TOOLS

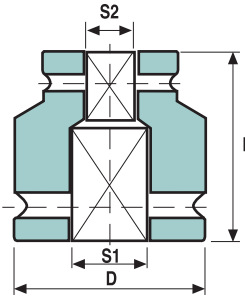
ADAPTORS

SQUARE SIZE		CATALOG No.	D mm	L mm	Weight gr
FEMALE	MALE				
2 1/2"	1 1/2"	A4024	127	138	6560
2 1/2"	3 1/2"	A4056	127	142	7960



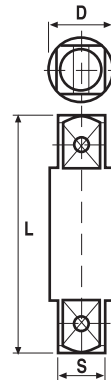
TWO SIDE FEMALE ADAPTORS

SQUARE SIZE		CATALOG No.	D mm	L mm	Weight gr
S 1	S 2				
2 1/2"	1 1/2"	AN4024	127	115	6500
2 1/2"	2 1/2"	AN4040	127	117	7400
3 1/2"	2 1/2"	AN5640	175	161	16120



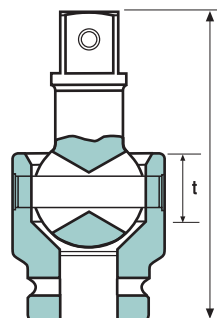
TWO SIDE MALE ADAPTORS

SQUARE SIZE(S)	CATALOG No.	D mm	L mm	Weight gr
2 1/2"	Z4005	84	127	5000
2 1/2"	Z4006	84	152	6000
2 1/2"	Z4008	84	203	7500
2 1/2"	Z4010	84	254	9500
2 1/2"	Z4015	84	381	15000
2 1/2"	Z4020	84	508	20500
2 1/2"	Z4026	84	660	26500



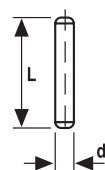
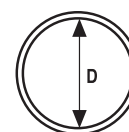
UNIVERSAL JOINT

SQUARE SIZE	CATALOG No.	D mm	L mm	Weight gr
2 1/2"	U4040	127	200	12300



RETAINING PINS AND RING

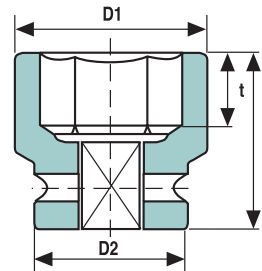
FOR SOCKET		CATALOG No.		PIN		RING
SQUARE SIZE	DIAMETER OF SQUARE END	RETAINING PIN	RETAINING RING	d mm	L mm	D mm
2 1/2"	127	P40127	R40127	8	110	114
2 1/2"	150	P40150	R40150	8	133	136
2 1/2"	175	P40175	R40175	8	158	162





6 POINT IMPACT SOCKETS REGULAR LENGTH

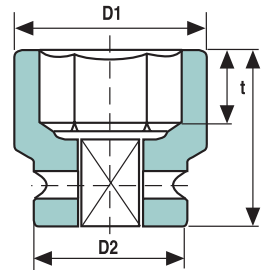
NOMINAL OPENING			D1	D2	L	t min	Weight
mm	A/F Inch	CATALOG No.	mm	mm	mm	mm	gr
100	3 7/8"	5662	175	175	165	54.0	19200
	3 15/16"	5663M100	175	175	165	54.0	19200
	4"	5664	175	175	165	54.0	19200
105	4 1/16"	5665	175	175	165	54.0	19200
	4 1/8"	5666M105	175	175	165	54.0	19200
	4 3/16"	5667	175	175	174	62.0	19200
110	4 1/4"	5668	175	175	174	62.0	19200
	4 5/16"	5669M110	175	175	174	62.0	19200
	4 3/8"	5670	175	175	174	62.0	19200
115	4 7/16"	5671	175	175	174	62.0	19200
	4 1/2"	5672	175	175	174	62.0	19200
		56M115	175	175	174	62.0	19200
120	4 5/8"	5674	175	175	182	67.0	20100
		56M120	175	175	182	67.0	20100
	4 3/4"	5676	175	175	182	67.0	20100
125	4 7/8"	5678	175	175	182	67.0	20100
		56M125	175	175	182	67.0	20100
	5"	5680	190	175	190	72.0	22200
130	5 1/8"	5682M130	190	175	198	76.0	22200
	5 3/16"	5683	190	175	198	76.0	22200
	5 1/4"	5684	190	175	198	76.0	22200
135	5 5/16"	5685M135	190	175	198	76.0	22200
	5 3/8"	5686	200	175	198	76.0	23000
	5 1/2"	5688M140	200	175	205	79.0	23000
140	5 5/8"	5690	210	175	212	83.0	33100
		56M145	210	175	212	83.0	33100
	5 3/4"	5692	210	175	212	83.0	33100
150	5 7/8"	5694M150	210	175	212	88.0	33100
	6"	5696	220	175	214	88.0	36000
		56M155	220	175	214	88.0	36000
155	6 1/8"	5698	220	175	214	88.0	36000
	6 1/4"	56100	220	175	218	91.0	36000
		56M160	220	175	218	91.0	36000
160	6 3/8"	56102	230	175	218	91.0	40000
	6 1/2"	56104M165	230	175	230	94.0	40000
	6 5/8"	56106	240	175	230	94.0	46000
170		56M170	240	175	230	94.0	46000
	6 3/4"	56108	240	175	230	99.0	46000
	6 7/8"	56110M175	250	175	230	99.0	52000
175	7"	56112	250	175	237	104.0	52000
		56M180	250	175	237	104.0	52000
	7 1/8"	56114	250	175	237	104.0	52000
180	7 1/4"	56116M185	260	175	237	104.0	59000
	7 3/8"	56118	260	175	242	107.0	59000
		56M190	260	175	242	107.0	59000
190	7 1/2"	56120	260	175	242	107.0	59000
	7 5/8"	56122M195	270	175	246	109.0	62000
	7 3/4"	56124	270	175	249	112.0	62000
200	7 13/16"	56125M200	280	175	249	112.0	70000
	7 7/8"	56126	280	175	249	112.0	70000
	8"	56128	280	175	256	115.0	70000
210	8 1/8"	56130	290	175	256	115.0	74000
	8 1/4"	56132M210	290	175	256	115.0	74000
	8 3/8"	56134	290	175	263	120.0	74000
215		56M215	300	175	263	120.0	81000
	8 1/2"	56136	300	175	267	122.0	81000
	8 3/4"	56140	300	175	270	124.0	81000
225	8 7/8"	56142M225	310	175	273	126.0	90000
	9"	56144	310	175	276	128.0	90000
		56M230	310	175	276	128.0	90000
230	9 1/8"	56146	320	175	279	131.0	96000
		56M235	320	175	279	131.0	96000
	9 1/4"	56148	320	175	285	133.0	96000
235	10 1/4"	56164	340	175	330	145.0	128000





6 POINT IMPACT SOCKETS LONG

NOMINAL OPENING			D1	D2	L	t min	Weight
mm	A/F Inch	CATALOG No.	mm	mm	mm	mm	gr
100	3 7/8"	5662L	175	175	277	54.0	32000
	3 15/16"	5663M100L	175	175	277	54.0	32000
	4"	5664L	175	175	277	54.0	32000
105	4 1/16"	5665L	175	175	277	54.0	32000
	4 1/8"	5666M105L	175	175	277	54.0	32000
	4 3/16"	5667L	175	175	277	62.0	32000
110	4 1/4"	5668L	175	175	277	62.0	32000
	4 5/16"	5669M110L	175	175	277	62.0	32000
	4 3/8"	5670L	175	175	277	62.0	32000
115	4 7/16"	5671L	175	175	277	62.0	32000
	4 1/2"	5672L	175	175	277	62.0	32000
		56M115L	175	175	277	62.0	32000
120	4 5/8"	5674L	175	175	277	67.0	32000
		56M120L	175	175	277	67.0	32000
	4 3/4"	5676L	175	175	277	67.0	32000
125	4 7/8"	5678L	175	175	277	67.0	32000
		56M125L	175	175	277	67.0	32000
	5"	5680L	190	175	277	72.0	35000
130	5 1/8"	5682M130L	190	175	280	76.0	35000
	5 3/16"	5683L	190	175	280	76.0	35000
	5 1/4"	5684L	190	175	280	76.0	35000
135	5 5/16"	5685M135L	190	175	280	76.0	35000
	5 3/8"	5686L	200	175	280	76.0	40000
	5 1/2"	5688M140L	200	175	288	79.0	40000
140	5 5/8"	5690L	210	175	295	83.0	45600
		56M145L	210	175	295	83.0	45600
	5 3/4"	5692L	210	175	295	83.0	45600
150	5 7/8"	5694M150L	210	175	295	88.0	45600
	6"	5696L	220	175	297	88.0	50200
		56M155L	220	175	297	88.0	50200
155	6 1/8"	5698L	220	175	297	88.0	50200
	6 1/4"	56100L	220	175	301	91.0	50200
		56M160L	220	175	301	91.0	50200
160	6 3/8"	56102L	230	175	301	91.0	56000
	6 1/2"	56104M165L	230	175	313	94.0	56000
	6 5/8"	56106L	240	175	313	94.0	62000
170		56M170L	240	175	313	94.0	62000
	6 3/4"	56108L	240	175	313	99.0	62000
	6 7/8"	56110M175L	250	175	313	99.0	70000
175	7"	56112L	250	175	320	104.0	70000
		56M180L	250	175	320	104.0	70000
	7 1/8"	56114L	250	175	320	104.0	70000
180	7 1/4"	56116M185L	260	175	320	104.0	75000
	7 3/8"	56118L	260	175	324	107.0	75000
		56M190L	260	175	324	107.0	75000
190	7 1/2"	56120L	260	175	324	107.0	75000
	7 5/8"	56122M195L	270	175	328	109.0	82000
	7 3/4"	56124L	270	175	332	112.0	82000
200	7 13/16"	56125M200L	280	175	332	112.0	89000
	7 7/8"	56126L	280	175	332	112.0	89000
	8"	56128L	280	175	339	115.0	89000
210	8 1/8"	56130L	290	175	339	115.0	96000
	8 1/4"	56132M210L	290	175	339	115.0	96000
	8 3/8"	56134L	290	175	346	120.0	96000
215		56M215L	300	175	346	120.0	107000
	8 1/2"	56136L	300	175	350	122.0	107000
	8 3/4"	56140L	300	175	354	124.0	107000
225	8 7/8"	56142M225L	310	175	357	126.0	116000
	9"	56144L	310	175	359	128.0	116000
		56M230L	310	175	359	128.0	116000
230	9 1/8"	56146L	320	175	362	131.0	125000
		56M235L	320	175	362	131.0	125000
	9 1/4"	56148L	320	175	370	133.0	125000
235	10 1/4"	56164L	340	175	413	145.0	160000



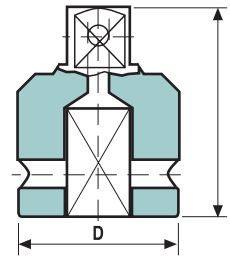
3 1/2" SQUARE DRIVE

OZAT
2000 LTD.

QUALITY POWER TOOLS

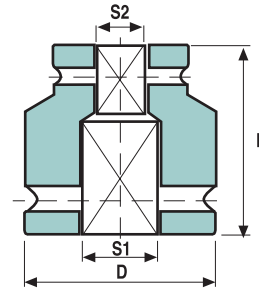
ADAPTORS

SQUARE SIZE		CATALOG No.	D mm	L mm	Weight gr
FEMALE	MALE				
3 1/2"	2 1/2"	A5640	175	183	15740



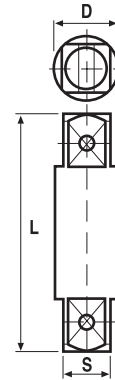
TWO SIDE FEMALE ADAPTORS

SQUARE SIZE		CATALOG No.	D mm	L mm	Weight gr
S 1	S 2				
3 1/2"	2 1/2"	AN5640	175	161	16120
3 1/2"	3 1/2"	AN5656	175	167	19400



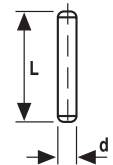
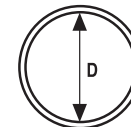
TWO SIDE MALE ADAPTORS

SQUARE SIZE	CATALOG No.	D mm	L mm	Weight gr
3 1/2"	Z5610	119	254	23000
3 1/2"	Z5620	119	508	44000
3 1/2"	Z5640	119	1016	88000



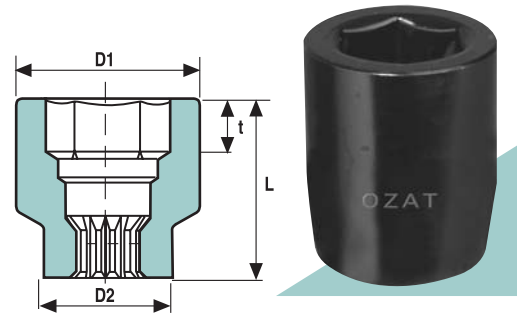
RETAINING PINS AND RING

FOR SOCKET		CATALOG No.		PIN		RING
SQUARE SIZE	DIAMETER OF SQUARE END	RETAINING PIN	RETAINING RING	d mm	L mm	D mm
3 1/2"	175	P56175	R56175	10	160	160



6 POINT IMPACT SOCKETS REGULAR LENGTH

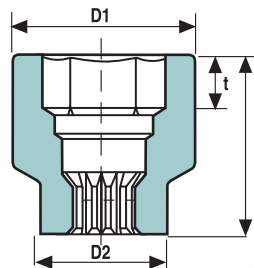
NOMINAL OPENING		CATALOG No.	D1		L	t min	Weight
mm	A/F Inch		mm	mm	mm	mm	gr
19	3/4"	9512M19	48	60	70	9.5	840
20		95M20	48	60	70	10.0	840
	13/16"	9513	48	60	70	11.0	840
21		95M21	48	60	70	11.0	840
22		95M22	48	60	70	11.0	840
	7/8"	9514	48	60	70	13.0	840
23		95M23	48	60	70	13.0	840
	15/16"	9515	48	60	70	13.0	840
24		95M24	49	60	70	13.0	840
25		95M25	49	60	70	13.0	840
	1"	9516	49	60	70	13.0	840
26		95M26	51	60	70	13.0	840
27	1 1/16"	9517M27	51	60	70	13.0	840
28		95M28	51	60	70	14.0	840
	1 1/8"	9518	51	60	70	16.5	840
29		95M29	54	60	70	16.5	840
30	1 3/16"	9519M30	54	60	70	16.5	840
31		95M31	60	60	75	16.5	950
	1 1/4"	9520	60	60	75	17.0	950
32		95M32	60	60	75	17.0	950
33		95M33	60	60	75	17.0	950
	1 5/16"	9521	60	60	77	19.0	1050
34		95M34	60	60	77	19.0	1050
35	1 3/8"	9522M35	60	60	77	19.0	1050
36		95M36	63	60	77	19.0	1050
	1 7/16"	9523	63	60	77	19.0	1050
37		95M37	63	60	77	19.0	1050
38	1 1/2"	9524M38	63	60	80	22.0	1050
39		95M39	67	60	80	22.0	1200
	1 9/16"	9525	67	60	80	22.0	1200
40		95M40	67	60	80	22.0	1200
41	1 5/8"	9526M41	67	60	80	22.0	1200
42		95M42	67	60	80	22.0	1200
43	1 11/16"	9527M43	67	60	84	25.0	1200
44		95M44	73	60	84	25.0	1450
	1 3/4"	9528	73	60	84	25.5	1450
45		95M45	73	60	84	25.5	1450
46	1 13/16"	9529M46	73	60	84	25.5	1450
47		95M47	73	60	84	25.5	1450
	1 7/8"	9530	73	60	88	27.0	1450
48		95M48	73	60	88	27.0	1450
49	1 15/16"	9531M49	73	60	88	27.0	1450
50		95M50	82	60	88	27.0	1900
51	2"	9532M51	82	60	88	27.0	1900
52		95M52	82	60	88	27.0	1900
	2 1/16"	9533	82	60	93	30.0	1900
54	2 1/8"	9534M54	82	60	93	30.0	1900
55		95M55	82	60	93	30.0	1900
	2 3/16"	9535	82	60	96	32.0	1900
56		95M56	88	86	96	32.0	2800
57	2 1/4"	9536M57	88	86	96	33.0	2800
58		95M58	88	86	96	33.0	2800
59	2 5/16"	9537M59	88	86	96	33.0	2800
60		95M60	88	86	96	33.0	2800
	2 3/8"	9538	88	86	98	35.0	2800
61		95M61	88	86	98	35.0	2800
62	2 7/16"	9539M62	88	86	100	35.0	2800
	2 1/2"	9540	100	86	100	35.0	3600
65	2 9/16"	9541M65	100	86	100	35.0	3600
67	2 5/8"	9542M67	100	86	102	38.0	3600
	2 11/16"	9543	100	86	102	38.0	3600
70	2 3/4"	9544M70	100	86	102	38.0	3600
	2 13/16"	9545	105	86	108	40.0	4100
73	2 7/8"	9546M73	105	86	108	41.0	4100



6 POINT IMPACT SOCKETS REGULAR LENGTH

chart continued

NOMINAL OPENING			D1	D2	L	t min	Weight
mm	A/F Inch	CATALOG No.	mm	mm	mm	mm	gr
75	2 15/16"	9547M75	105	86	108	41.0	4100
76	3"	9548M76	109	86	114	44.0	4400
77		95M77	109	86	114	44.0	4400
	3 1/16"	9549	109	86	114	44.0	4400
	3 1/8"	9550	109	86	114	44.0	4400
80		95M80	115	86	114	44.0	4500



6 POINT IMPACT SOCKETS LONG

NOMINAL OPENING			D1	D2	L	t min	Weight
mm	A/F Inch	CATALOG No.	mm	mm	mm	mm	gr
19	3/4"	9512M19L	48	60	160	9.5	2340
20		95M20L	48	60	160	10.0	2340
	13/16"	9513L	48	60	160	11.0	2340
21		95M21L	48	60	160	11.0	2340
22		95M22L	48	60	160	11.0	2340
	7/8"	9514L	48	60	160	13.0	2340
23		95M23L	48	60	160	13.0	2340
	15/16"	9515L	48	60	160	13.0	2340
24		95M24L	49	60	160	13.0	2340
25		95M25L	49	60	160	13.0	2340
	1"	9516L	49	60	160	13.0	2340
26		95M26L	51	60	160	13.0	2340
27	1 1/16"	9517M27L	51	60	160	13.0	2340
28		95M28L	51	60	160	14.0	2340
	1 1/8"	9518L	51	60	160	16.5	2340
29		95M29L	54	60	160	16.5	2340
30	1 3/16"	9519M30L	54	60	160	16.5	2340
31		95M31L	60	60	160	17.0	2340
	1 1/4"	9520L	60	60	160	17.0	2340
32		95M32L	60	60	160	17.0	2340
33		95M33L	60	60	160	17.0	2340
	1 5/16"	9521L	60	60	160	19.0	2340
34		95M34L	60	60	160	19.0	2340
35	1 3/8"	9522M35L	60	60	160	19.0	2340
36		95M36L	63	60	160	19.0	2500
	1 7/16"	9523L	63	60	160	19.0	2500
37		95M37L	63	60	160	19.0	2500
38	1 1/2"	9524M38L	63	60	160	22.0	2500
39		95M39L	67	60	160	22.0	2700
	1 9/16"	9525L	67	60	160	22.0	2700
40		95M40L	67	60	160	22.0	2700
41	1 5/8"	9526M41L	67	60	160	22.0	2700
42		95M42L	67	60	160	22.0	2700
43	1 11/16"	9527M43L	67	60	160	25.0	2700
44		95M44L	73	60	160	25.0	3000
	1 3/4"	9528L	73	60	160	25.5	3000
45		95M45L	73	60	160	25.5	3000
46	1 13/16"	9529M46L	73	60	160	25.5	3000
47		95M47L	73	60	160	27.0	3000
	1 7/8"	9530L	73	60	160	27.0	3000
48		95M48L	73	60	160	27.0	3000
49	1 15/16"	9531M49L	73	60	160	27.0	3000
50		95M50L	82	60	160	27.0	3700
51	2"	9532M51L	82	60	160	27.0	3700
52		95M52L	82	60	160	27.0	3700
	2 1/16"	9533L	82	60	160	30.0	3700
54	2 1/8"	9534M54L	82	60	160	30.0	3700
55		95M55L	82	60	160	30.0	3700
	2 3/16"	9535L	82	60	160	32.0	3700
56		95M56L	88	86	160	32.0	4800
57	2 1/4"	9536M57L	88	86	160	33.0	4800
58		95M58L	88	86	160	33.0	4800
59	2 5/16"	9537M59L	88	86	160	33.0	4800

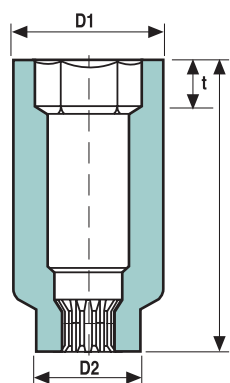


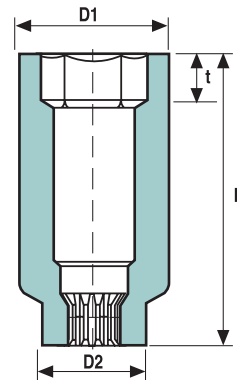
chart to be continued in the next page



6 POINT IMPACT SOCKETS LONG

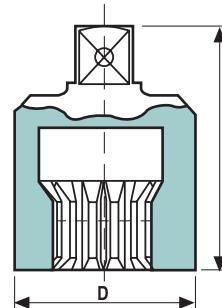
chart continued

NOMINAL OPENING		CATALOG No.	D1		D2	L	t min	Weight
mm	A/F Inch		mm	mm		mm	mm	
60		95M60L	88	86	160	33.0	4800	
	2 3/8"	9538L	88	86	160	35.0	4800	
61		95M62L	88	86	160	35.0	4800	
62		9539M62L	88	86	160	35.0	4800	
	2 1/2"	9540L	100	86	160	35.0	6100	
65	2 9/16"	9541M65L	100	86	160	35.0	6100	
67	2 5/8"	9542M67L	100	86	160	38.0	6100	
	2 11/16"	9543L	100	86	160	38.0	6100	
70	2 3/4"	9544M70L	100	86	160	38.0	6100	
	2 13/16"	9545L	105	86	160	40.0	6600	
73	2 7/8"	9546M73L	105	86	160	41.0	6600	
75	2 15/16"	9547M75L	105	86	160	41.0	6600	
76	3"	9548M76L	109	86	162	44.0	7000	
77		95M77L	109	86	162	44.0	7000	
	3 1/16"	9549L	109	86	162	44.0	7000	
	3 1/8"	9550L	109	86	162	44.0	7000	
80		95M80L	115	86	162	44.0	7500	
38	φ 13/16" 1 1/2" HEX	9524BS	63	60	105	14.5HEX	1640	



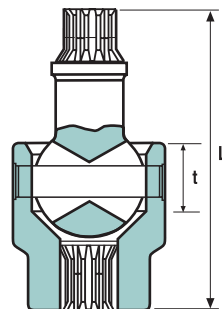
ADAPTORS

DRIVE SIZE		CATALOG No.	D	L	Weight
FEMALE	MALE				
Spline No. 5	1"	A9516	60	90	940
Spline No. 5	1 1/2"	A9524	60	100	1250



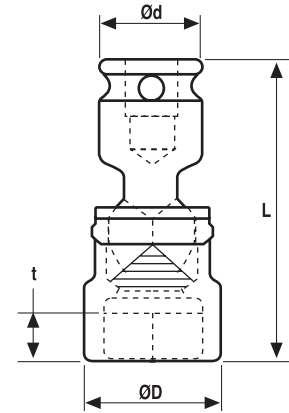
UNIVERSAL JOINT

DRIVE SIZE		CATALOG No.	D	L	Weight
mm	Inch				
Spline No. 5		U9595	67	180	2300



3/8" SQUARE DRIVE

REGULAR LENGTH			D	d	L	t	Weight
mm	A/F Inch	CATALOG No.	mm	mm	mm	mm	gr
9		UB06M9	15.0	22	60	4.0	80
10		UB06M10	16.0	22	60	5.0	80
11		UB06M11	17.5	22	60	5.0	80
12		UB06M12	19.0	22	60	6.0	90
13		UB06M13	19.0	22	60	6.0	90
14		UB06M14	21.0	22	60	7.0	100
15		UB06M15	22.0	22	60	7.0	100
16		UB06M16	24.0	22	60	8.0	110
17		UB06M17	25.0	22	60	9.0	110
18		UB06M18	26.0	22	60	9.0	120
19		UB06M19	27.5	22	60	9.5	120
20		UB06M20	28.0	22	60	10.0	130
21		UB06M21	30.0	22	60	11.0	130
22		UB06M22	32.0	22	60	11.0	140
	3/8"	UB0606	15.0	22	60	4.0	80
	7/16"	UB0607	17.5	22	60	6.0	80
	1/2"	UB0608	19.0	22	60	6.0	90
	9/16"	UB0609	20.0	22	60	7.0	100
	5/8"	UB0610	24.0	22	60	8.0	110
	11/16"	UB0611	25.0	22	60	9.0	110
	3/4"	UB0612	27.5	22	60	9.5	120
	13/16"	UB0613	28.0	22	60	11.0	130
	7/8"	UB0614	32.0	22	60	13.0	140



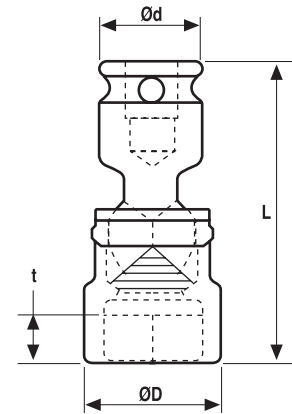
LONG LENGTH			D	d	L	t	Weight
mm	A/F Inch	CATALOG No.	mm	mm	mm	mm	gr
9		UB06M9L	15.0	22	150	4.0	140
10		UB06M10L	16.0	22	150	5.0	140
11		UB06M11L	17.5	22	150	5.0	140
12		UB06M12L	19.0	22	150	6.0	150
13		UB06M13L	19.0	22	150	6.0	150
14		UB06M14L	21.0	22	150	7.0	160
15		UB06M15L	22.0	22	150	7.0	160
16		UB06M16L	24.0	22	150	8.0	170
17		UB06M17L	25.0	22	150	9.0	170
18		UB06M18L	26.0	22	150	9.0	180
19		UB06M19L	27.5	22	150	9.5	180
20		UB06M20L	28.0	22	150	10.0	190
21		UB06M21L	30.0	22	150	11.0	190
22		UB06M22L	32.0	22	150	11.0	200
	3/8"	UB0606L	15.0	22	150	4.0	140
	7/16"	UB0607L	17.5	22	150	6.0	140
	1/2"	UB0608L	19.0	22	150	6.0	150
	9/16"	UB0609L	20.0	22	150	7.0	160
	5/8"	UB0610L	24.0	22	150	8.0	170
	11/16"	UB0611L	25.0	22	150	9.0	170
	3/4"	UB0612L	27.5	22	150	9.5	180
	13/16"	UB0613L	28.0	22	150	11.0	190
	7/8"	UB0614L	32.0	22	150	13.0	200

OTHER SIZES AND LENGTHS ARE AVAILABLE ON REQUEST



1/2" SQUARE DRIVE

REGULAR LENGTH			D	d	L	t	Weight
mm	A/F Inch	CATALOG No.	mm	mm	mm	mm	gr
13		UB08M13	21.0	30	70	6.0	150
14		UB08M14	22.0	30	70	7.0	150
15		UB08M15	24.0	30	70	7.0	160
16		UB08M16	25.0	30	70	8.0	160
17		UB08M17	26.0	30	70	9.0	170
18		UB08M18	27.5	30	70	9.0	180
19		UB08M19	27.5	30	70	9.5	180
20		UB08M20	30.0	30	70	10.0	180
21		UB08M21	30.0	30	70	11.0	180
22		UB08M22	32.0	30	70	11.0	200
23		UB08M23	32.0	30	70	13.0	200
24		UB08M24	35.0	30	70	13.0	210
	9/16"	UB0809	22.0	30	70	7.0	160
	5/8"	UB0810	25.0	30	70	8.0	160
	11/16"	UB0811	25.0	30	70	9.0	170
	3/4"	UB0812	27.5	30	70	9.5	180
	13/16"	UB0813	30.0	30	70	11.0	180
	7/8"	UB0814	32.0	30	70	13.0	200
	15/16"	UB0815	35.0	30	70	13.0	210



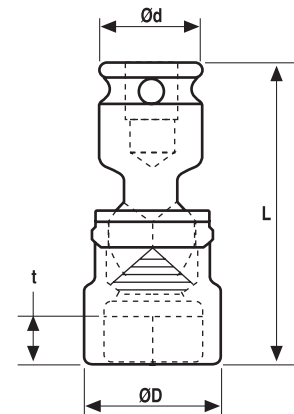
LONG LENGTH			D	d	L	t	Weight
mm	A/F Inch	CATALOG No.	mm	mm	mm	mm	gr
13		UB08M13L	21.0	30	150	6.0	230
14		UB08M14L	22.0	30	150	7.0	230
15		UB08M15L	24.0	30	150	7.0	250
16		UB08M16L	25.0	30	150	8.0	250
17		UB08M17L	26.0	30	150	9.0	300
18		UB08M18L	27.5	30	150	9.0	300
19		UB08M19L	27.5	30	150	9.5	300
20		UB08M20L	30.0	30	150	10.0	300
21		UB08M21L	30.0	30	150	11.0	300
22		UB08M22L	32.0	30	150	11.0	350
23		UB08M23L	32.0	30	150	13.0	350
24		UB08M24L	35.0	30	150	13.0	370
	9/16"	UB0809L	22.0	30	150	7.0	230
	5/8"	UB0810L	25.0	30	150	8.0	250
	11/16"	UB0811L	25.0	30	150	9.0	300
	3/4"	UB0812L	27.5	30	150	9.5	300
	13/16"	UB0813L	30.0	30	150	11.0	300
	7/8"	UB0814L	32.0	30	150	13.0	350
	15/16"	UB0815L	35.0	30	150	13.0	370



OTHER SIZES AND LENGTHS ARE AVAILABLE ON REQUEST

3/4" SQUARE DRIVE

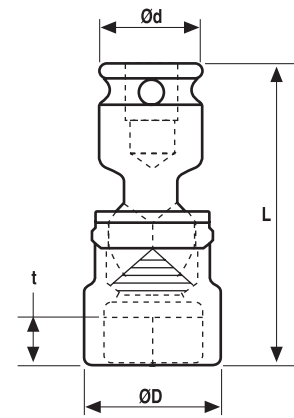
REGULAR LENGTH		CATALOG No.	D	d	L	t	Weight
mm	A/F Inch		mm	mm	mm	mm	gr
17		UB12M17	29.0	44	90	9.0	700
18		UB12M18	32.0	44	90	9.0	700
19		UB12M19	32.0	44	90	9.5	700
21		UB12M21	35.0	44	90	11.0	700
22		UB12M22	38.0	44	90	11.0	750
24		UB12M24	40.0	44	90	13.0	750
26		UB12M26	41.0	44	90	13.0	750
27		UB12M27	41.0	44	90	13.0	750
30		UB12M30	44.0	44	90	16.5	800
32		UB12M32	49.0	44	90	17.0	850
34		UB12M34	52.0	44	90	19.0	900
35		UB12M35	52.0	44	90	19.0	900
36		UB12M36	52.0	44	90	19.0	900
38		UB12M38	54.0	44	90	22.0	950
41		UB12M41	57.0	44	90	22.0	1100
46		UB12M46	67.0	44	90	25.5	1200
	11/16"	UB1211	29.0	44	90	9.0	700
	3/4"	UB1212	32.0	44	90	9.5	700
	13/16"	UB1213	35.0	44	90	11.0	700
	7/8"	UB1214	38.0	44	90	13.0	700
	15/16"	UB1215	40.0	44	90	13.0	750
	1"	UB1216	41.0	44	90	13.0	750
	1 1/16"	UB1217	41.0	44	90	13.0	750
	1 1/8"	UB1218	44.0	44	90	16.5	800
	1 3/16"	UB1219	44.0	44	90	16.5	800
	1 1/4"	UB1220	49.0	44	90	17.0	850
	1 5/16"	UB1221	49.0	44	90	19.0	850
	1 3/8"	UB1222	52.0	44	90	19.0	900
	1 7/16"	UB1223	52.0	44	90	19.0	900
	1 1/2"	UB1224	54.0	44	90	22.0	950
	1 5/8"	UB1226	57.0	44	90	22.0	1100
	1 13/16"	UB1229	67.0	44	90	25.5	1200



3/4" SQUARE DRIVE

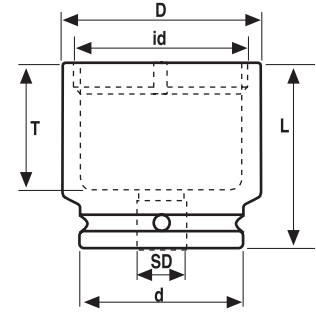
LONG LENGTH		CATALOG No.	D	d	L	t	Weight
mm	A/F Inch		mm	mm	mm	mm	gr
17		UB12M17L	29.0	44	150	9.0	1050
18		UB12M18L	32.0	44	150	9.0	1050
19		UB12M19L	32.0	44	150	9.5	1050
21		UB12M21L	35.0	44	150	11.0	1050
22		UB12M22L	38.0	44	150	11.0	1050
24		UB12M24L	40.0	44	150	13.0	1050
26		UB12M26L	41.0	44	150	13.0	1050
27		UB12M27L	41.0	44	150	13.0	1050
30		UB12M30L	44.0	44	150	16.5	1150
32		UB12M32L	49.0	44	150	17.0	1300
34		UB12M34L	52.0	44	150	19.0	1400
35		UB12M35L	52.0	44	150	19.0	1400
36		UB12M36L	52.0	44	150	19.0	1400
38		UB12M38L	54.0	44	150	22.0	1500
41		UB12M41L	57.0	44	150	22.0	1700
46		UB12M46L	67.0	44	150	25.5	1700
	11/16"	UB1211L	29.0	44	150	9.0	1050
	3/4"	UB1212L	32.0	44	150	9.5	1050
	13/16"	UB1213L	35.0	44	150	11.0	1050
	7/8"	UB1214L	38.0	44	150	13.0	1050
	15/16"	UB1215L	40.0	44	150	13.0	1050
	1"	UB1216L	41.0	44	150	13.0	1050
	1 1/16"	UB1217L	41.0	44	150	13.0	1050
	1 1/8"	UB1218L	44.0	44	150	16.5	1150
	1 3/16"	UB1219L	44.0	44	150	16.5	1150
	1 1/4"	UB1220L	49.0	44	150	17.0	1300
	1 5/16"	UB1221L	49.0	44	150	19.0	1300
	1 3/8"	UB1222L	52.0	44	150	19.0	1400
	1 7/16"	UB1223L	52.0	44	150	19.0	1400
	1 1/2"	UB1224L	54.0	44	150	22.0	1500
	1 5/8"	UB1226L	57.0	44	150	22.0	1700
	1 13/16"	UB1229L	67.0	44	150	25.5	1700

OTHER SIZES AND LENGTHS ARE AVAILABLE ON REQUEST



SOCKETS FOR BALL BEARING NUTS

		D	d	L	T	id	Weight
CATALOG No.	SD	mm	mm	mm	mm	mm	gr
KM 0	3/8"	22	19	57	44	18.1	90
KM 1	3/8"	30	19	57	44	22.2	110
KM 2	1/2"	32	30	82	60	25.2	290
KM 3	1/2"	35	30	82	60	28.2	336
KM 4	1/2"	38	30	82	60	32.2	389
KM 5	1/2"	44	35	82	60	38.2	500
KM 6	1/2"	52	35	82	60	45.2	654
KM 7	1/2"	60	38	82	60	52.2	849
KM 8	1/2"	67	38	82	60	58.3	1021
KM 9	3/4"	73	44	90	62	65.4	1231
KM 10	3/4"	78	44	90	62	70.4	1300
KM 11	3/4"	82	54	90	62	75.4	1500
KM 12	3/4"	88	54	90	62	80.4	1620
KM 13	3/4"	96	60	90	62	85.4	2000
KM 14	1"	103	86	110	74	92.5	3490
KM 15	1"	109	86	110	74	98.5	3680
KM 16	1"	115	86	110	74	105.6	3810
KM 17	1"	121	86	110	74	110.6	3970
KM 18	1"	130	86	110	74	120.3	4450
KM 19	1"	135	86	110	74	125.6	4540
KM 20	1"	145	86	110	74	130.6	5150

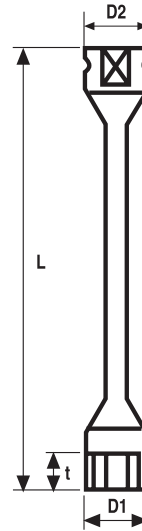


1/2" SQUARE DRIVE TORSION BARS

NOMINAL OPENING		CATALOG No.	COLOR	D1	D2	L	t min	TORQUE	Weight
mm	A/F Inch			mm	mm	mm	mm	(NM)	gr
17		08M17Q75	BROWN	26	30	205	24	75	290
17		08M17Q95	GREEN	26	30	205	24	95	300
17		08M17Q110	CREAM	26	30	205	24	110	320
19	3/4"	08M19Q75	BLUE	28	30	205	24	75	290
19	3/4"	08M19Q90	YELLOW	28	30	205	24	90	300
19	3/4"	08M19Q110	LIGHT BLUE	28	30	205	24	110	330
19	3/4"	08M19Q135	RED	28	30	205	24	135	360
21		08M21Q80	BLACK	30	30	205	24	80	290
21		08M21Q110	WHITE	30	30	205	24	110	330

1" SQUARE DRIVE TORSION BARS

NOMINAL OPENING		CATALOG No.	COLOR	D1	D2	L	t min	TORQUE	Weight
mm	A/F Inch			mm	mm	mm	mm	(NM)	gr
24		16M24Q300	BROWN	42	54	305	28	300	1100
27	1 1/16"	16M27Q350	GREEN	46	54	305	28	350	1150
27	1 1/16"	16M27Q450	CREAM	46	54	305	28	450	1200
30	1 3/16"	16M30Q450	BLUE	50	54	305	28	450	1250
30	1 3/16"	16M30Q550	YELLOW	50	54	305	28	550	1300
32		16M32Q500	LIGHT BLUE	51	54	305	28	500	1300
32		16M32Q600	RED	51	54	305	28	600	1350
32		16M32Q700	BLACK	51	54	305	28	700	1400
33		16M33Q500	WHITE	54	54	305	28	500	1400
33		16M33Q600	BROWN	54	54	305	28	600	1450
33		16M33Q650	GREEN	54	54	305	28	650	1500
38	1 1/2"	16M38Q500	CREAM	60	54	305	28	500	1500



Torsion-bar

Torque tightening limiter

When tightening wheel nuts, and using an impact wrench is required, the exact torque becomes a problem to be solved. OZAT's Torsion-bar will allow you to tighten the nut as much as you want but will not be tightened by higher torque than necessary.

OZAT's Torsion-bar will absorb by means of Torsion all extra power generated by the impact wrench.

OZAT's Torsion-bar is pre-determinate long and narrow hi-quality steel socket, this socket is designed to twist and spring back when the nut reaches its correct torque and the impact wrench continues to blow. The nut of course in this case will stop turning and tightening at the correct torque.

OZAT's Torsion-bar cannot promise minimum torque, the torque must be generated by the impact wrench used.



SET

set nine parts SET - 014	set five parts SET - 015	set five parts SET - 016
08M17Q075	08M17Q075	08M17Q095
08M17Q095	08M17Q095	08M17Q110
08M17Q110	08M19Q075	08M19Q090
08M19Q075	08M19Q090	08M19Q110
08M19Q090	08M21Q080	08M21Q110
08M19Q110		
08M19Q135		
08M21Q110		



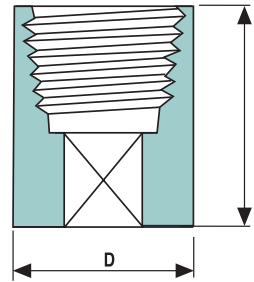
LUG NUTS SOCKETS

NOMINAL OPENING		D	L	Weight
mm	CAT No.	mm	mm	gr
17.00	LU08M17	24.00	38	90
18.50	LU08M18	25.00	38	90
20.00	LU08M20	26.00	38	95
21.50	LU08M21	28.50	38	105
23.00	LU08M23	30.00	38	120
24.50	LU08M24	31.00	38	140
26.00	LU08M26	32.00	38	150



SET 25

NOMINAL OPENING	
mm	CAT No.
17.00	LU08M17
18.50	LU08M18
21.50	LU08M21
26.00	LU08M26



SET 26

NOMINAL OPENING	
mm	CAT No.
17.00	LU08M17
18.50	LU08M18
20.00	LU08M20
21.50	LU08M21
23.00	LU08M23
24.50	LU08M24
26.00	LU08M26

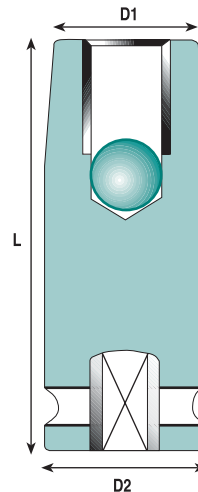


STUD BOLT SOCKET

Stud Removers and installers

STUD BOLT

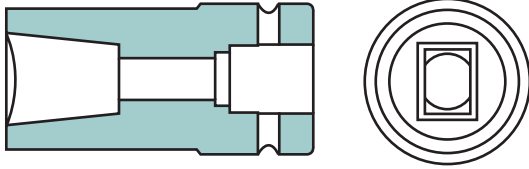
DRIVE	S		D1	D2	L	Weight
	mm	CAT No.	mm	mm	mm	gr
3/8"	M5 X P 0.8	ST06M05	12	19	50	70
3/8"	M6 X P 1.0	ST06M06	12.5	19	50	70
3/8"	M8 X P 1.25	ST06M08	14.5	19	50	70
1/2"	M8 X P 1.25	ST08M08 X 1.25	15	25	75	135
1/2"	M10 X P 1.25	ST08M10 X 1.25	18	25	75	135
1/2"	M12 X P 1.25	ST08M12 X 1.25	21	25	75	140
1/2"	M12 X P 1.75	ST08M12 X 1.75	19	25	75	140
1/2"	M14 X P 1.5	ST08M14 X 1.5	23	25	75	150
1/2"	M14 X P 2.0	ST08M14 X 2.0	22	25	75	150
1/2"	M16 X P 2.0	ST08M16 X 2.0	27	30	75	240



SPECIAL RAILWAY SOCKET

SOCKET TYPE

CAT. No. 16R1926C

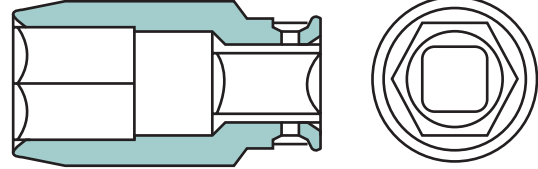


19X26mm RECTANGULAR CONIC

SPECIAL RAILWAY SOCKET

SOCKET TYPE

CAT. No. 14M37.5

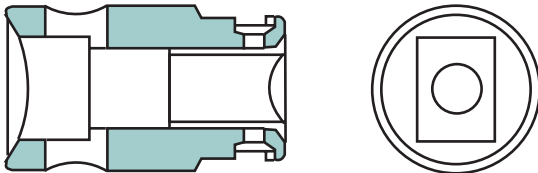


37.8 mm HEXAGON

SPECIAL RAILWAY SOCKET

SOCKET TYPE

CAT. No. 14M37.5

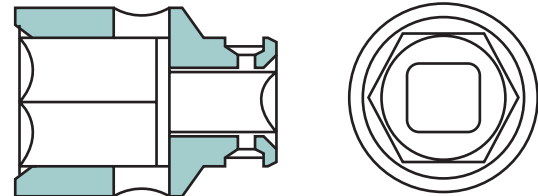


22X30mm RECTANGULAR

SPECIAL RAILWAY SOCKET

SOCKET TYPE

CAT. No. 14M43

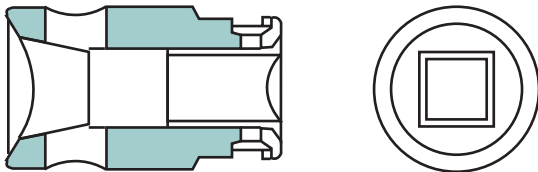


43mm HEXAGON

SPECIAL RAILWAY SOCKET

SOCKET TYPE

CAT. No. 14M17BC

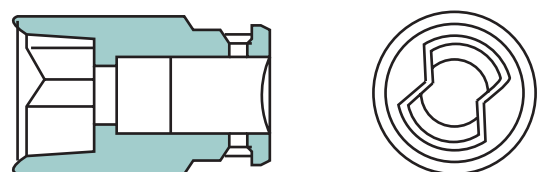


22X30mm CONIC SQUARE

SPECIAL RAILWAY SOCKET

SOCKET TYPE

CAT. No. 14R2026RSD

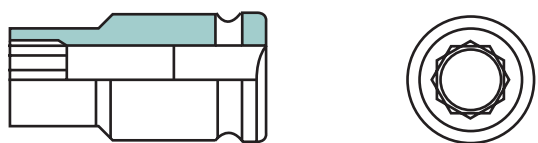


20X26mm RECTANGULAR CONIC SURFACE
DRIVE

SPECIAL TRUCK SOCKET

SOCKET TYPE

CAT. No. 12M19DHS75

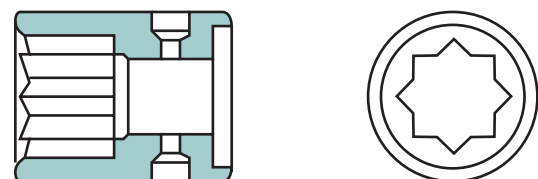


19mm DOUBLE HEXAGON

SPECIAL RAILWAY SOCKET

SOCKET TYPE

CAT. No. 14M30DS



30mm DOUBLE SQUARE

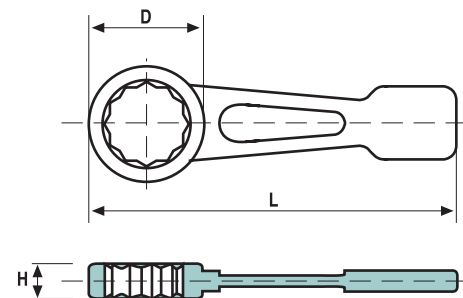
FLAT STRIKING WRENCHES

OZAT
2000 LTD.

(HAMMER WRENCHES, SLOGGING WRENCHES)

DIN 7444

NOMINAL OPENING A/F Inch	WHIT	CATALOG No.	D mm	L mm	H mm	Weight gr
5/8"		FSW10	40	140	17	288
11/16"		FSW11	40	140	17	288
3/4"		FSW12	40	140	17	288
13/16"		FSW13	40	140	17	288
7/8"		FSW14	47	185	17	390
15/16"		FSW15	47	185	17	390
1"		FSW16	47	185	17	390
	9/16"W	FSWW09	47	185	17	390
1 1/6"		FSW17	47	185	17	390
	5/8"W	FSWW10	54	190	17	430
1 1/8"		FSW18	54	190	17	430
1 3/16"		FSW19	54	190	17	430
	11/16"W	FSWW11	54	190	17	430
1 1/4"		FSW20	54	190	17	430
	3/4"W	FSWW12	54	190	17	430
1 5/16"		FSW21	54	190	17	430
1 3/8"		FSW22	60	190	17	650
	13/16"W	FSWW13	60	190	17	650
1 7/16"		FSW23	66	215	22	800
	7/8"W	FSWW14	66	215	22	800
1 1/2"		FSW24	66	215	22	800
1 9/16"		FSW25	66	215	22	800
	15/16"W	FSWW15	66	215	22	800
1 5/8"		FSW26	66	215	22	800
	1"W	FSWW16	74	240	23	1000
1 11/16"		FSW27	74	240	23	1000
1 3/4"		FSW28	74	240	23	1000
	1 1/16"W	FSWW17	74	240	23	1000
1 13/16"		FSW29	74	240	23	1000
	1 1/8"W	FSWW18	74	240	23	1000
1 7/8"		FSW30	74	240	23	1000
1 15/16"		FSW31	74	240	23	1000
2"		FSW32	86	270	25	1800
	1 1/4"W	FSWW20	86	270	25	1800
2 1/16"		FSW33	86	270	25	1800
2 1/8"		FSW34	86	270	25	1800
2 3/16"		FSW35	94	270	25	1800
	1 3/8"W	FSWW22	94	270	25	1800
2 1/4"		FSW36	94	270	25	1800
2 5/16"		FSW37	94	270	25	1800
2 3/8"		FSW38	102	300	30	2500
	1 1/2"W	FSWW24	102	300	30	2500
2 7/16"		FSW39	102	300	30	2500
2 1/2"		FSW40	102	300	30	2500
2 9/16"		FSW41	102	300	30	2500
	1 5/8"W	FSWW26	102	300	30	2500
2 5/8"		FSW42	102	300	30	2500
2 11/16"		FSW43	102	300	30	2500
2 3/4"		FSW44	115	330	33	3400
	1 3/4"W	FSWW28	115	330	33	3400
2 13/16"		FSW45	115	330	33	3400
2 7/8"		FSW46	115	330	33	3400
2 15/16"		FSW47	115	330	33	3400
3"		FSW48	115	330	33	3400
	1 7/8"W	FSWW30	115	330	33	3400
3 1/16"		FSW49	115	330	33	3400
3 1/8"		FSW50	125	360	36	3900
	2"W	FSWW32	125	360	36	3900
3 3/16"		FSW51	125	360	36	3900
3 1/4"		FSW52	125	360	36	3900
3 5/16"		FSW53	125	360	36	3900
3 3/8"	2 1/8"W	FSW54W34	142	390	40	6100
3 7/16"		FSW55	142	390	40	6100
3 1/2"		FSW56	142	390	40	6100
	2 1/4"W	FSWW36	142	390	40	6100
3 9/16"		FSW57	142	390	40	6100
3 5/8"		FSW58	142	390	40	6100
3 11/16"		FSW59	142	390	40	6100
3 3/4"	2 3/8"W	FSW60W38	142	390	40	6100
3 13/16"		FSW61	142	390	40	6100



QUALITY POWER TOOLS

chart to be continued in the next page

FLAT STRIKING WRENCHES

OZAT
2000 LTD.

(HAMMER WRENCHES, SLOGGING WRENCHES)

A/F

chart continued DIN 7444

NOMINAL OPENING			D	L	H	Weight
A/F Inch	WHIT	CATALOG No.	mm	mm	mm	gr
3 7/8"		FSW62	155	420	45	7000
	2 1/2"W	FSWW40	155	420	45	7000
3 15/16"		FSW63	155	420	45	7000
4"		FSW64	155	420	45	7000
4 1/16"	2 5/8"W	FSW65W42	155	420	45	7000
4 1/8"		FSW66	155	420	45	7000
4 3/16"	2 3/4"W	FSW67W44	155	420	45	7000
4 1/4"		FSW68	170	450	48	9500
4 5/16"	2 7/8"W	FSW69W46	170	450	48	9500
4 3/8"		FSW70	170	450	48	9500
4 7/16"		FSW71	170	450	48	9500
4 1/2"		FSW72	170	450	48	9500
4 9/16"		FSW73	170	450	48	9500
	3"W	FSWW48	170	450	48	9500
4 5/8"		FSW74	170	450	48	9500
4 11/16"		FSW75	185	475	54	10500
4 3/4"		FSW76	185	475	54	10500
4 13/16"		FSW77	185	475	54	10500
	3 1/4"W	FSWW52	185	475	54	10500
4 7/8"		FSW78	185	475	54	10500
4 15/16"		FSW79	185	475	54	10500
5"		FSW80	185	475	54	10500
5 1/16"		FSW81	185	475	54	10500
5 1/8"	3 1/8"W	FSW82W54	202	530	58	13000
	3 1/2"W	FSWW56	202	530	58	13000
5 3/16"		FSW83	202	530	58	13000
5 1/4"		FSW84	202	530	58	13000
5 5/16"		FSW85	202	530	58	13000
5 3/8"		FSW86	202	530	58	13000
5 1/2"		FSW88	202	530	58	13000
5 5/8"		FSW90	202	530	58	13000
5 3/4"	3 7/8"W	FSW92W62	225	580	64	19000
5 7/8"		FSW94	225	580	64	19000
6"		FSW96	225	580	64	19000
6 1/8"		FSW98	225	580	64	19000
6 1/4"		FSW100	225	580	64	19000
6 3/8"		FSW102	225	580	64	19000
6 1/2"		FSW104	265	650	70	27000
6 5/8"		FSW106	265	650	70	27000
6 3/4"		FSW108	265	650	70	27000
6 7/8"		FSW110	265	650	70	27000
7"		FSW112	265	650	70	27000

Other sizes available

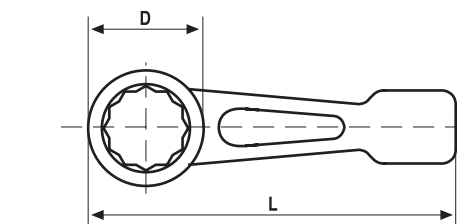
(HAMMER WRENCHES, SLOGGING WRENCHES)

Metric

DIN 7444

NOMINAL OPENING		D	L	H	Weight
mm	CATALOG No.	mm	mm	mm	gr
16	FSWM16	40	140	17	288
17	FSWM17	40	140	17	288
18	FSWM18	40	140	17	288
19	FSWM19	40	140	17	288
20	FSWM20	40	140	17	288
21	FSWM21	40	140	17	288
22	FSWM22	47	185	17	390
23	FSWM23	47	185	17	390
24	FSWM24	47	185	17	390
25	FSWM25	47	185	17	390
26	FSWM26	47	185	17	390
27	FSWM27	47	185	17	390
28	FSWM28	54	190	17	430
29	FSWM29	54	190	17	430
30	FSWM30	54	190	17	430
31	FSWM31	54	190	17	430

chart to be continued in the next page



QUALITY POWER TOOLS

FLAT STRIKING WRENCHES

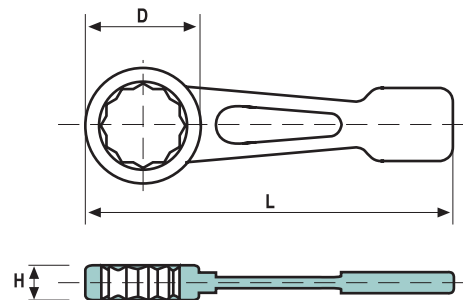
(HAMMER WRENCHES, SLOGGING WRENCHES)

Metric

DIN 7444

NOMINAL OPENING		D	L	H	Weight
mm	CATALOG No.	mm	mm	mm	gr
32	FSWM32	54	190	17	430
33	FSWM33	54	190	17	430
34	FSWM34	54	190	17	430
35	FSWM35	54	190	17	430
36	FSWM36	60	190	17	650
37	FSWM37	66	215	22	800
38	FSWM38	66	215	22	800
39	FSWM39	66	215	22	800
40	FSWM40	66	215	22	800
41	FSWM41	66	215	22	800
42	FSWM42	74	240	23	800
43	FSWM43	74	240	23	800
44	FSWM44	74	240	23	800
45	FSWM45	74	240	23	800
46	FSWM46	74	240	23	800
47	FSWM47	74	240	23	800
48	FSWM48	74	240	23	800
49	FSWM49	74	240	23	800
50	FSWM50	74	240	23	800
51	FSWM51	86	270	25	1800
52	FSWM52	86	270	25	1800
54	FSWM54	86	270	25	1800
55	FSWM55	86	270	25	1800
56	FSWM56	94	270	25	1800
57	FSWM57	94	270	25	1800
58	FSWM58	94	270	25	1800
59	FSWM59	94	270	25	1800
60	FSWM60	94	270	25	1800
61	FSWM61	102	300	30	2500
62	FSWM62	102	300	30	2500
65	FSWM65	102	300	30	2500
67	FSWM67	102	300	30	2500
70	FSWM70	115	330	33	3400
72	FSWM72	115	330	33	3400
73	FSWM73	115	330	33	3400
75	FSWM75	115	330	33	3400
76	FSWM76	115	330	33	3400
77	FSWM77	115	330	33	3400
80	FSWM80	125	360	36	3900
82	FSWM82	125	360	36	3900
85	FSWM85	125	360	36	3900
86	FSWM86	142	390	40	3900
87	FSWM87	142	390	40	3900
90	FSWM90	142	390	40	3900
95	FSWM95	142	390	40	3900
100	FSWM100	155	420	45	6100
105	FSWM105	155	420	45	6100
110	FSWM110	170	450	48	9500
115	FSWM115	170	450	48	9500
120	FSWM120	185	475	54	10500
125	FSWM125	185	475	54	10500
130	FSWM130	202	530	58	13000
135	FSWM135	202	530	58	13000
140	FSWM140	202	530	58	13000
145	FSWM145	225	580	64	19000
150	FSWM150	225	580	64	19000
155	FSWM155	225	580	64	19000
160	FSWM160	225	580	64	19000
165	FSWM165	265	650	70	27000
170	FSWM170	265	650	70	27000
175	FSWM175	265	650	70	27000
180	FSWM180	265	650	70	27000
190	FSWM190	290	700	75	33000
200	FSWM200	290	700	75	33000
210	FSWM210	320	750	80	38000
220	FSWM220	320	750	80	38000
230	FSWM230	320	750	80	38000

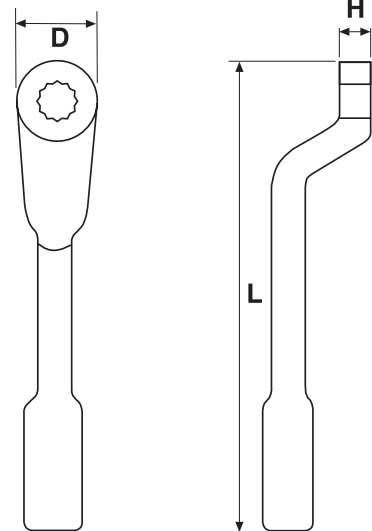
Other sizes available



(Hammer Wrenches, Slogging Wrenches)

Metric

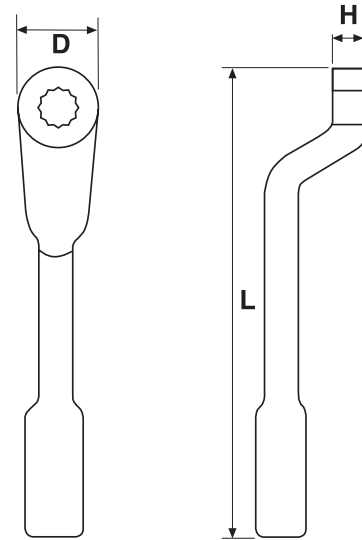
NOMINAL OPENING		D	L	H	Weight
mm	CAT No.	mm	mm	mm	gr
19	OSWM19	52	304	21	1980
20	OSWM20	52	304	21	1980
21	OSWM21	52	304	21	1980
22	OSWM22	52	304	21	1980
23	OSWM23	52	304	21	1980
24	OSWM24	52	304	21	1980
25	OSWM25	52	304	21	1980
26	OSWM26	52	304	21	1980
27	OSWM27	52	304	21	1980
28	OSWM28	52	304	21	1980
29	OSWM29	52	304	21	1980
30	OSWM30	52	304	21	1980
31	OSWM31	52	304	21	1980
32	OSWM32	52	304	21	1980
33	OSWM33	52	304	21	1980
34	OSWM34	52	304	21	1980
35	OSWM35	52	304	21	1980
36	OSWM36	52	304	21	1980
38	OSWM38	66	314	27	2400
39	OSWM39	66	314	27	2400
40	OSWM40	66	314	27	2400
41	OSWM41	66	314	27	2400
42	OSWM42	66	314	27	2400
43	OSWM43	66	314	27	2400
44	OSWM44	66	314	27	2400
45	OSWM45	66	314	27	2400
46	OSWM46	66	314	27	2400
47	OSWM47	78	378	32	3950
48	OSWM48	78	378	32	3950
49	OSWM49	78	378	32	3950
50	OSWM50	78	378	32	3950
51	OSWM51	78	378	32	3950
52	OSWM52	78	378	32	3950
54	OSWM54	78	378	32	3950
55	OSWM55	78	378	32	3950
57	OSWM57	110	406	42	5930
58	OSWM58	110	406	42	5930
60	OSWM60	110	406	42	5930
65	OSWM65	110	406	42	5930
70	OSWM70	110	406	42	5930
75	OSWM75	110	406	42	5930
76	OSWM76	130	450	55	11850
80	OSWM80	130	450	55	11850
85	OSWM85	130	450	55	11850
86	OSWM86	130	450	55	11850
90	OSWM90	130	450	55	11850
95	OSWM95	155	500	65	16630
100	OSWM100	155	500	65	16630
105	OSWM105	155	500	65	16630
110	OSWM110	155	500	65	16630
115	OSWM115	155	500	65	16630



(Hammer Wrenches, Slogging Wrenches)

A/F


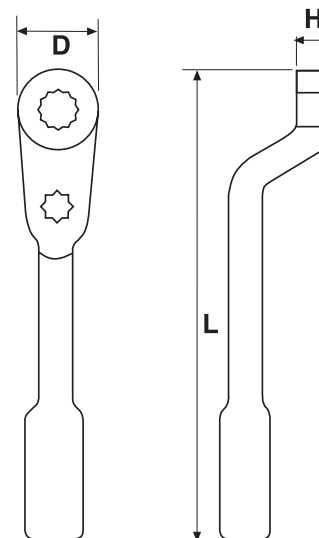
NOMINAL OPENING		D	L	H	Weight
A/F Inch	CAT No.	mm	mm	mm	gr
3/4"	OSW12	52	304	21	1980
13/16"	OSW13	52	304	21	1980
7/8"	OSW14	52	304	21	1980
15/16"	OSW15	52	304	21	1980
1"	OSW16	52	304	21	1980
1 1/16"	OSW17	52	304	21	1980
1 1/8"	OSW18	52	304	21	1980
1 3/16"	OSW19	52	304	21	1980
1 1/4"	OSW20	52	304	21	1980
1 5/16"	OSW21	52	304	21	1980
1 3/8"	OSW22	52	304	21	1980
1 7/16"	OSW23	52	304	21	1980
1 1/2"	OSW24	66	314	27	2400
1 9/16"	OSW25	66	314	27	2400
1 5/8"	OSW26	66	314	27	2400
1 11/16"	OSW27	66	314	27	2400
1 3/4"	OSW28	66	314	27	2400
1 13/16"	OSW29	66	314	27	2400
1 7/8"	OSW30	78	378	32	3950
1 15/16"	OSW31	78	378	32	3950
2"	OSW32	78	378	32	3950
2 1/16"	OSW33	78	378	32	3950
2 1/8"	OSW34	78	378	32	3950
2 3/16"	OSW35	78	378	32	3950
2 1/4"	OSW36	110	406	42	5930
2 5/16"	OSW37	110	406	42	5930
2 3/8"	OSW38	110	406	42	5930
2 7/16"	OSW39	110	406	42	5930
2 1/2"	OSW40	110	406	42	5930
2 9/16"	OSW41	110	406	42	5930
2 5/8"	OSW42	110	406	42	5930
2 11/16"	OSW43	110	406	42	5930
2 3/4"	OSW44	110	406	42	5930
2 13/16"	OSW45	110	406	42	5930
2 15/16"	OSW46	110	406	42	5930
3"	OSW47	110	406	42	5930
3 1/16"	OSW48	110	406	42	5930
3 1/8"	OSW50	130	450	55	11850
3 3/16"	OSW51	130	450	55	11850
3 1/4"	OSW52	130	450	55	11850
3 5/16"	OSW53	130	450	55	11850
3 3/8"	OSW54	130	450	55	11850
3 7/16"	OSW55	130	450	55	11850
3 1/2"	OSW56	130	450	55	11850
3 9/16"	OSW57	130	450	55	11850
3 5/8"	OSW58	130	450	55	11850
3 11/16"	OSW59	130	450	55	11850
3 3/4"	OSW60	155	500	65	16630
3 13/16"	OSW61	155	500	65	16630
3 7/8"	OSW62	155	500	65	16630
3 15/16"	OSW63	155	500	65	16630
4"	OSW64	155	500	65	16630
4 1/16"	OSW65	155	500	65	16630
4 1/8"	OSW66	155	500	65	16630
4 3/16"	OSW67	155	500	65	16630
4 1/4"	OSW68	155	500	65	16630
4 5/16"	OSW69	155	500	65	16630
4 3/8"	OSW70	155	500	65	16630
4 7/16"	OSW71	155	500	65	16630
4 1/2"	OSW72	155	500	65	16630
4 9/16"	OSW73	155	500	65	16630



(Hammer Wrenches, Slogging Wrenches)

Metric

NOMINAL OPENING		D	L	H	Weight
mm	CAT No.	mm	mm	mm	gr
19	SOSWM19	52	304	21	1980
20	SOSWM20	52	304	21	1980
21	SOSWM21	52	304	21	1980
22	SOSWM22	52	304	21	1980
23	SOSWM23	52	304	21	1980
24	SOSWM24	52	304	21	1980
25	SOSWM25	52	304	21	1980
26	SOSWM26	52	304	21	1980
27	SOSWM27	52	304	21	1980
28	SOSWM28	52	304	21	1980
29	SOSWM29	52	304	21	1980
30	SOSWM30	52	304	21	1980
31	SOSWM31	52	304	21	1980
32	SOSWM32	52	304	21	1980
33	SOSWM33	52	304	21	1980
34	SOSWM34	52	304	21	1980
35	SOSWM35	52	304	21	1980
36	SOSWM36	52	304	21	1980
38	SOSWM38	66	314	27	2400
39	SOSWM39	66	314	27	2400
40	SOSWM40	66	314	27	2400
41	SOSWM41	66	314	27	2400
42	SOSWM42	66	314	27	2400
43	SOSWM43	66	314	27	2400
44	SOSWM44	66	314	27	2400
45	SOSWM45	66	314	27	2400
46	SOSWM46	66	314	27	2400
47	SOSWM47	78	378	32	3950
48	SOSWM48	78	378	32	3950
49	SOSWM49	78	378	32	3950
50	SOSWM50	78	378	32	3950
51	SOSWM51	78	378	32	3950
52	SOSWM52	78	378	32	3950
54	SOSWM54	78	378	32	3950
55	SOSWM55	78	378	32	3950
57	SOSWM57	110	406	42	5930
58	SOSWM58	110	406	42	5930
60	SOSWM60	110	406	42	5930
65	SOSWM65	110	406	42	5930
70	SOSWM70	110	406	42	5930
75	SOSWM75	110	406	42	5930
76	SOSWM76	130	450	55	11850
80	SOSWM80	130	450	55	11850
85	SOSWM85	130	450	55	11850
86	SOSWM86	130	450	55	11850
90	SOSWM90	130	450	55	11850
95	SOSWM95	155	500	65	16630
100	SOSWM100	155	500	65	16630
105	SOSWM105	155	500	65	16630
110	SOSWM110	155	500	65	16630
115	SOSWM115	155	500	65	16630



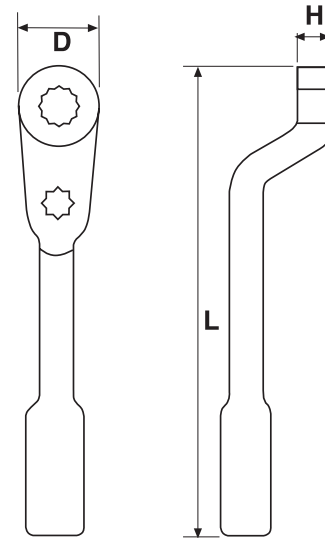
SAFETY HANDLE

NOMINAL OPENING		Weight
	CATALOG No.	gr
1/2"X400mm	SOSWH400	550

(Hammer Wrenches, Slogging Wrenches)

A/F

NOMINAL OPENING A/F Inch	CAT No.	D mm	L mm	H mm	Weight gr
3/4"	SOSW12	52	304	21	1980
13/16"	SOSW13	52	304	21	1980
7/8"	SOSW14	52	304	21	1980
15/16"	SOSW15	52	304	21	1980
1"	SOSW16	52	304	21	1980
1 1/16"	SOSW17	52	304	21	1980
1 1/8"	SOSW18	52	304	21	1980
1 3/16"	SOSW19	52	304	21	1980
1 1/4"	SOSW20	52	304	21	1980
1 5/16"	SOSW21	52	304	21	1980
1 3/8"	SOSW22	52	304	21	1980
1 7/16"	SOSW23	52	304	21	1980
1 1/2"	SOSW24	66	314	27	2400
1 9/16"	SOSW25	66	314	27	2400
1 5/8"	SOSW26	66	314	27	2400
1 11/16"	SOSW27	66	314	27	2400
1 3/4"	SOSW28	66	314	27	2400
1 13/16"	SOSW29	66	314	27	2400
1 7/8"	SOSW30	78	378	32	3950
1 15/16"	SOSW31	78	378	32	3950
2"	SOSW32	78	378	32	3950
2 1/16"	SOSW33	78	378	32	3950
2 1/8"	SOSW34	78	378	32	3950
2 3/16"	SOSW35	78	378	32	3950
2 1/4"	SOSW36	110	406	42	5930
2 5/16"	SOSW37	110	406	42	5930
2 3/8"	SOSW38	110	406	42	5930
2 7/16"	SOSW39	110	406	42	5930
2 1/2"	SOSW40	110	406	42	5930
2 9/16"	SOSW41	110	406	42	5930
2 5/8"	SOSW42	110	406	42	5930
2 11/16"	SOSW43	110	406	42	5930
2 3/4"	SOSW44	110	406	42	5930
2 13/16"	SOSW45	110	406	42	5930
2 7/8"	SOSW46	110	406	42	5930
2 15/16"	SOSW47	110	406	42	5930
3"	SOSW48	110	406	42	5930
3 1/8"	SOSW50	130	450	55	11850
3 3/16"	SOSW51	130	450	55	11850
3 1/4"	SOSW52	130	450	55	11850
3 5/16"	SOSW53	130	450	55	11850
3 3/8"	SOSW54	130	450	55	11850
3 7/16"	SOSW55	130	450	55	11850
3 1/2"	SOSW56	130	450	55	11850
3 9/16"	SOSW57	130	450	55	11850
3 5/8"	SOSW58	130	450	55	11850
3 11/16"	SOSW59	130	450	55	11850
3 3/4"	SOSW60	155	500	65	16630
3 13/16"	SOSW61	155	500	65	16630
3 7/8"	SOSW62	155	500	65	16630
3 15/16"	SOSW63	155	500	65	16630
4"	SOSW64	155	500	65	16630
4 1/16"	SOSW65	155	500	65	16630
4 1/8"	SOSW66	155	500	65	16630
4.1875	SOSW67	155	500	65	16630
4 1/4"	SOSW68	155	500	65	16630
4 5/16"	SOSW69	155	500	65	16630
4 3/8"	SOSW70	155	500	65	16630
4 7/16"	SOSW71	155	500	65	16630
4 1/2"	SOSW72	155	500	65	16630
4 9/16"	SOSW73	155	500	65	16630





Metric

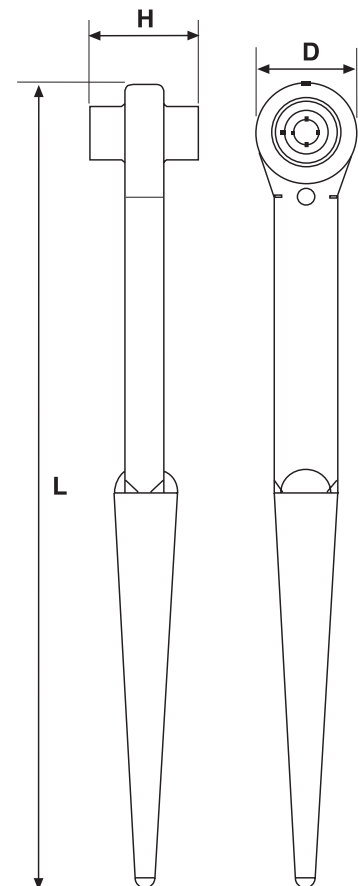
CATALOG No.	Size mm	D mm	H mm	L mm	Weight gr
RWM1012	10X12	36	38	300	630
RWM1417	14X17	36	38	300	630
RWM1319	13X19	36	38	300	630
RWM1719	17X19	36	38	300	630
RWM1824	18X24	43	56	382	840
RWM1921	19X21	43	56	382	840
RWM1922	19X22	43	56	382	840
RWM1924	19X24	43	56	382	840
RWM2124	21X24	43	56	382	840
RWM2224	22X24	43	56	382	840
RWM2427	24X27	43	56	382	840
RWM2430	24X30	62	63	417	2200
RWM2730	27X32	62	63	417	2200
RWM3036	30X36	62	63	417	2200
RWM3236	32X36	62	63	417	2200
RWM3641	36X41	62	63	417	2200



A/F

CATALOG No.	Size mm	D mm	H mm	L mm	Weight gr
RW0607	3/8"X7/16"	36	38	300	630
RW0708	7/16"X1/2"	36	38	300	630
RW0809	1/2"X9/16"	36	38	300	630
RW0810	1/2"X5/8"	36	38	300	630
RW0812	1/2"X3/4"	36	38	300	630
RW1213	3/4"X13/16"	43	56	382	840
RW1214	3/4"X7/8"	43	56	382	840
RW1215	3/4"X15/16"	43	56	382	840
RW1216	3/4"X1"	62	63	417	2200
RW1617	1"X1 11/16"	62	63	417	2200
RW1618	1"X1 1/8"	62	63	417	2200
RW1619	1"X1 3/16"	62	63	417	2200
RW1620	1"X1 1/4"	62	63	417	2200
RW1820	1 1/8"X1 1/4"	62	63	417	2200
RW1920	1 3/16"X1 1/4"	62	63	417	2200
RW2022	1 1/4"X1 3/8"	62	63	417	2200
RW2224	1 3/8"X1 1/2"	62	63	417	2200
RW2226	1 3/8"X1 5/8"	62	63	417	2200

Other sizes are available





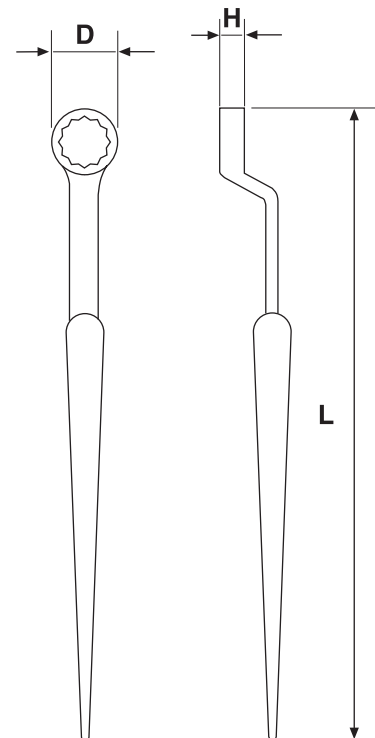
Metric

CATALOG No.	OPENING mm	D mm	H mm	L mm	Weight gr
CTRM14	14	39	16	360	510
CTRM15	15	39	16	360	510
CTRM16	16	39	16	360	510
CTRM17	17	39	16	360	510
CTRM18	18	39	16	360	510
CTRM19	19	39	16	360	510
CTRM21	21	39	16	360	510
CTRM22	22	39	16	360	510
CTRM23	23	39	16	360	510
CTRM24	24	39	16	360	510
CTRM25	25	39	16	360	510
CTRM26	26	52	22	430	1040
CTRM27	27	52	22	430	1040
CTRM30	30	52	22	430	1040
CTRM31	31	52	22	430	1040
CTRM32	32	52	22	430	1040
CTRM35	35	71	28	550	2330
CTRM36	36	71	28	550	2330
CTRM38	38	71	28	550	2330
CTRM40	40	71	28	550	2330
CTRM41	41	71	28	550	2330
CTRM45	45	71	28	550	2330
CTRM46	46	71	28	550	2330
CTRM49	49	90	35	620	3750
CTRM50	50	90	35	620	3750
CTRM55	55	90	35	620	3750
CTRM57	57	90	35	620	3750
CTRM60	60	90	35	620	3750



A/F


CATALOG No.	OPENING Inch	D mm	H mm	L mm	Weight gr
CTR08	1/2"	39	16	360	510
CTR09	9/16"	39	16	360	510
CTR10	5/8"	39	16	360	510
CTR11	11/16"	39	16	360	510
CTR12	3/4"	39	16	360	510
CTR13	13/16"	39	16	360	510
CTR14	7/8"	39	16	360	510
CTR15	15/16"	39	16	360	510
CTR16	1"	52	22	430	1040
CTR17	1 1/16"	52	22	430	1040
CTR18	1 1/8"	52	22	430	1040
CTR19	1 3/16"	52	22	430	1040
CTR20	1 1/4"	52	22	430	1040
CTR21	1 5/16"	52	22	430	1040
CTR22	1 3/8"	71	28	550	2330
CTR23	1 7/16"	71	28	550	2330
CTR24	1 1/2"	71	28	550	2330
CTR25	1 9/16"	71	28	550	2330
CTR26	1 5/8"	71	28	550	2330
CTR27	1 11/16"	71	28	550	2330
CTR28	1 3/4"	71	28	550	2330
CTR29	1 13/16"	71	28	550	2330
CTR30	1 7/8"	90	35	620	3750
CTR31	1 15/16"	90	35	620	3750
CTR32	2"	90	35	620	3750
CTR34	2 1/8"	90	35	620	3750
CTR36	2 1/4"	90	35	620	3750
CTR38	2 3/8"	90	35	620	3750





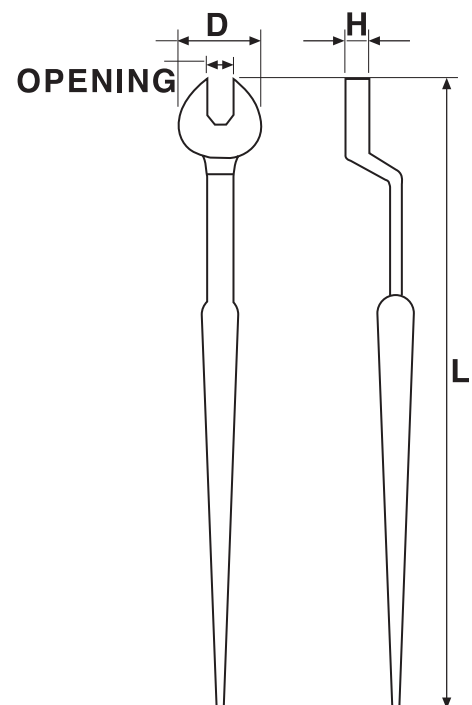
Metric

CATALOG No.	OPENING mm	D mm	H mm	L mm	Weight gr
STRM13	13	60	14	360	650
STRM14	14	60	14	360	650
STRM15	15	60	14	360	650
STRM16	16	60	14	360	650
STRM17	17	60	14	360	650
STRM18	18	60	14	360	650
STRM19	19	60	14	360	650
STRM21	21	60	14	360	650
STRM22	22	60	14	360	650
STRM23	23	60	14	360	650
STRM24	24	60	14	360	650
STRM25	25	60	14	360	650
STRM27	27	80	18	430	1270
STRM28	28	80	18	430	1270
STRM30	30	80	18	430	1270
STRM31	31	80	18	430	1270
STRM32	32	80	18	430	1270
STRM35	35	80	18	430	1270
STRM36	36	80	18	430	1270
STRM38	38	105	24	550	2970
STRM40	40	105	24	550	2970
STRM41	41	105	24	550	2970
STRM42	42	105	24	550	2970
STRM44	44	105	24	550	2970
STRM45	45	105	24	550	2970
STRM46	46	105	24	550	2970
STRM48	48	130	25	620	4100
STRM49	49	130	25	620	4100
STRM50	50	130	25	620	4100
STRM52	52	130	25	620	4100
STRM55	55	130	25	620	4100
STRM56	56	130	25	620	4100
STRM57	57	130	25	620	4100
STRM60	60	130	25	620	4100



A/F

CATALOG No.	OPENING Inch	D mm	H mm	L mm	Weight gr
STR08	1/2"	60	14	360	650
STR09	9/16"	60	14	360	650
STR10	5/8"	60	14	360	650
STR11	11/16"	60	14	360	650
STR12	3/4"	60	14	360	650
STR13	13/16"	60	14	360	650
STR14	7/8"	60	14	360	650
STR15	15/16"	60	14	360	650
STR16	1"	60	14	360	650
STR17	1 1/16"	80	18	430	1270
STR18	1 1/8"	80	18	430	1270
STR19	1 3/16"	80	18	430	1270
STR20	1 1/4"	80	18	430	1270
STR21	1 5/16"	80	18	430	1270
STR22	1 3/8"	80	18	430	1270
STR23	1 7/16"	80	18	430	1270
STR24	1 1/2"	105	24	430	1270
STR25	1 9/16"	105	24	550	2970
STR26	1 5/8"	105	24	550	2970
STR27	1 11/16"	105	24	550	2970
STR28	1 3/4"	105	24	550	2970
STR29	1 13/16"	105	24	550	2970
STR30	1 7/8"	130	25	620	4100
STR31	1 11/16"	130	25	620	4100
STR32	2"	130	25	620	4100
STR33	2 1/16"	130	25	620	4100
STR34	2 1/8"	130	25	620	4100
STR35	2 3/16"	130	25	620	4100
STR36	2 1/4"	130	25	620	4100
STR37	2 5/16"	130	25	620	4100
STR38	2 3/8"	130	25	620	4100
STR39	2 7/16"	130	25	620	4100
STR40	2 1/2"	130	25	620	4100
STR41	2 9/16"	130	25	620	4100

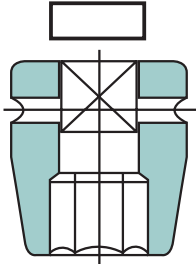

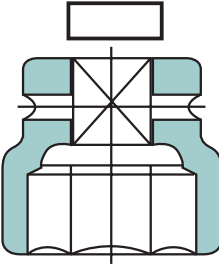
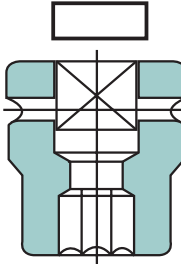








Due to its unique Electro Chemical Machining technology, **OZAT** can supply cost effective special and customer design sockets.
For ordering special sockets please do not hesitate to contact our marketing and sales department, or one of **OZAT**'s distributors.

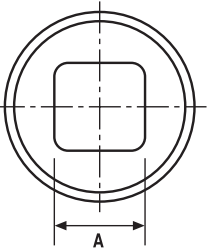
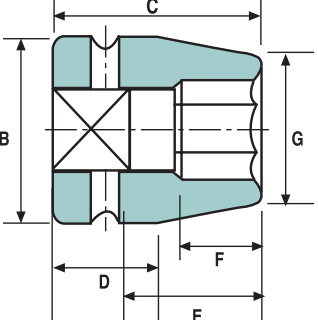
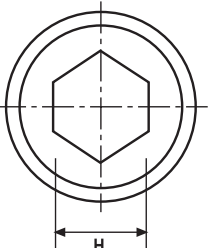
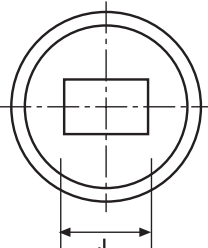
COMPANY: _____ **CONTACT:** _____

ADDRESS: _____

PHONE No: _____ **FAX:** _____ **E-MAIL:** _____

SOCKET TYPE			
TYPE A	TYPE B	TYPE C	TYPE D
			

OPENING TYPE					
SINGLE HEX	DOUBLE HEX	SINGLE SQUARE	DOUBLE SQUARE	RECTANGULAR	OTHER
					

DIMENSION			
			


MATERIAL _____

A SQUARE DRIVE _____ **B** DRIVE END DIA. _____ **C** OVERALL LGTH. _____

D SHOULDER LENGTH. _____ **E** BOLT CLEAR. DEPTH. _____ **F** OPENING DEPTH. _____

G NUT SIDE DIA. _____ **H** ACROSS FLATS _____ **J/K** REC. SIZE _____

APPLICATION/COMMENTS: _____ **QUANTITY(S)** _____



OZAT 
2000 LTD.



OZAT 2000 LTD.

Nahal-Oz

85145 Israel

Tel: +972-8-6805220/1

Fax: +972-8-6805231

E-mail: sales@ozat.co.il

Website: www.ozat-tools.com

OZAT (2000) Ltd-European Sales Office:

Amsterdamer Weg 41

44269 Dortmund

Germany

Tel: +49 (0) 231-4750159

Fax: +49 (0) 231-4750158

Mobile: +49 (0) 1577-4976743

E-mail: sales@ozat-tools.eu

Website: www.ozat-tools.eu

USA

ATP A DIVISION OF HY-TECH MACHINE

25 Leonberg Road

Mashuda Industrial Park

Cranberry Twp.,

PA 16066

1-800-245-1148

Tel. (724) 776-6800

Fax. (724) 776-0227

E-mail: info@hy-techinc.com

IMPORTANT NOTICE

- We reserve the right to make changes in design or construction at any time without incurring any obligation in incorporating such changes in tools previously sold.
- We also reserve the right to discontinue the manufacture or offering for sale through OZAT dealers of any tools or equipment at such time as we consider necessary.
- We cannot accept the responsibility for the results of using tools which have been abused or badly worn, or the incorrect use of tools, or tools repaired by others.