



SOCKETS

In anticipation of new horizons there is no inaccessibility.









































WHICH CONSTANTS DO YOU SWEAR BY?

















Why, steady tightening and loosening, of course. Even at points of difficult access!

Together with the indispensable ratchets, Unior sockets allow even, predictable and precision tightening and loosening of screws and nuts. Thanks to their high-quality manufacture, working with Unior ratchets is safer and more accurate. The operation of the ratchet accommodating the sockets is based on a 75-tooth mechanism, which divides the 360° full circle into sections of 4.8-degree angles and thus guarantees simpler use even at nearly inaccessible points. With larger ratchet increments, fewer turns and less effort, you can achieve greater reliability and higher precision.

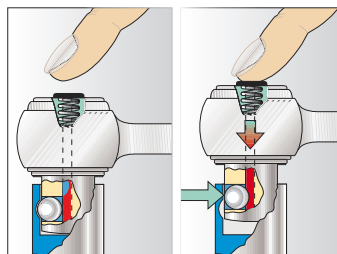
One of the advantages of Unior ratchets is the special socket retention system with a one-touch release button ensuring greater safety at work and an increased socket locking speed.

Made of chrome-vanadium-molybdenum steel, the ratchets feature an ergonomic, double component handle. These tools meet all required international standards.

| | | 1/4" | 3/8" | 1/2" | 3/4" | 1" | 1.1/2" |
|--|---|------|------|------|------|----|--------|
|  |  | | | | | | |
|  |  | | | | | | |
|  |  | | | | | | |
|  |  | | | | | | |
|  |  | | | | | | |
|  |  | | | | | | |
|  |  | | | | | | |
|  |  | | | | | | |
|  |  | | | | | | |
|  |  | | | | | | |
|  |  | | | | | | |
|  |  | | | | | | |
|  |  | | | | | | |
|  |  | | | | | | |
|  |  | | | | | | |
|  |  | | | | | | |
|  |  | | | | | | |
|  |  | | | | | | |
|  |  | | | | | | |
|  |  | | | | | | |

| | | 1/4" | 3/8" | 1/2" | 3/4" | 1" | 1.1/2" |
|--|--|------|------|------|------|----|--------|
|  | | | | | | | |
|  | | | | | | | |
|  | | | | | | | |
|  | | | | | | | |
|  | | | | | | | |
|  | | | | | | | |
|  | | | | | | | |
|  | | | | | | | |
|  | | | | | | | |
|  | | | | | | | |
|  | | | | | | | |
|  | | | | | | | |
|  | | | | | | | |
|  | | | | | | | |
|  | | | | | | | |
|  | | | | | | | |

ALL DIMENSIONS ARE IN mm, ALL WEIGHTS ARE IN g.



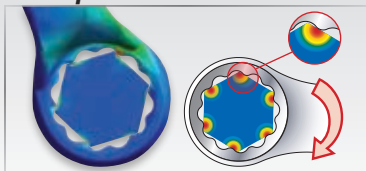
SAFETY LOCK SYSTEM

*The socket is released from ratchet with by simply pressing the button

HIGHER SPEED AND EFFECTIVENESS

*Speed of work will be assured with the locking system and mechanism for releasing the socket

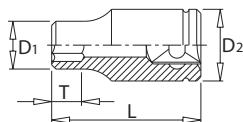
"LIFE profil"



188

SOCKETS 1/4"

material: chrom molybdenum
chrome plated
hardness: DIN 899 range II (40 - 44 HRC)
jaw opening : DIN 475 range I
rust prevention DIN EN 12540
torque: DIN 899 range E
4 - point Dimension DIN 3120 range C



DIN 3124, ISO 2725-1

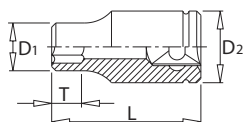
| Code | EAN | mm | L | D1 | D2 | T | mm |
|--------|--------|-----|----|------|------|------|----|
| 600815 | 008158 | 4 | 25 | 6,7 | 12 | 4 | 10 |
| 600816 | 008165 | 4,5 | 25 | 7,3 | 12 | 4 | 10 |
| 600817 | 008172 | 5 | 25 | 8 | 12 | 5 | 10 |
| 600818 | 008189 | 5,5 | 25 | 8,6 | 12 | 5,5 | 11 |
| 600819 | 008196 | 6 | 25 | 9,2 | 12 | 6 | 11 |
| 600820 | 008202 | 7 | 25 | 11 | 12 | 6 | 13 |
| 600821 | 008219 | 8 | 25 | 12 | 12 | 7,5 | 13 |
| 600822 | 008226 | 9 | 25 | 13 | 13 | 7,5 | 16 |
| 600823 | 008233 | 10 | 25 | 14,5 | 14,5 | 9 | 18 |
| 600824 | 008240 | 11 | 25 | 16 | 15,5 | 10,5 | 19 |
| 603130 | 031309 | 12 | 25 | 17 | 17 | 10,5 | 21 |
| 600825 | 008257 | 13 | 25 | 18 | 18 | 10,5 | 24 |
| 603131 | 031316 | 14 | 25 | 19,5 | 19,5 | 13 | 26 |



188 12p

SOCKETS 1/4", 12 POINT

material: chrom molybdenum
chrome plated
hardness: DIN 899 range II (40 - 44 HRC)
jaw opening : DIN 475 range I
rust prevention DIN EN 12540
torque: DIN 899 range E
4 - point Dimension DIN 3120 range C



DIN 3124, ISO 2725-1

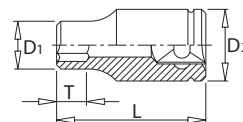
| Code | EAN | mm | L | D1 | D2 | T | mm |
|--------|--------|--------|----|------|------|----|----|
| 616857 | 168579 | 4 | 25 | 6.8 | 11.9 | 5 | 10 |
| 616858 | 168586 | 4.5 | 25 | 7.1 | 11.9 | 5 | 10 |
| 616859 | 168593 | 5 | 25 | 8 | 11.9 | 5 | 10 |
| 616860 | 168609 | 5.5 | 25 | 8.3 | 11.9 | 5 | 18 |
| 616861 | 168616 | 6 | 25 | 9.3 | 11.9 | 5 | 21 |
| 616862 | 168623 | 7 | 25 | 10.5 | 11.9 | 5 | 27 |
| 616863 | 168630 | 8 | 25 | 10.5 | 11.9 | 5 | 34 |
| 616864 | 168647 | 9 | 25 | 10.5 | 13.1 | 8 | 41 |
| 616865 | 168654 | 10 | 25 | 10.5 | 14.5 | 8 | 49 |
| 616866 | 168661 | 11 | 25 | 10.5 | 15.8 | 8 | 58 |
| 616867 | 168678 | 12 | 25 | 10.5 | 16.8 | 8 | 57 |
| 616868 | 168685 | 13 | 25 | 10.5 | 17.8 | 10 | 68 |
| 616869 | 168692 | 14 | 25 | 10.5 | 19.6 | 10 | 68 |
| 616870 | 168708 | 3/16" | 25 | 8 | 11.9 | 5 | 10 |
| 616871 | 168715 | 7/32" | 25 | 8.3 | 11.9 | 5 | 11 |
| 616872 | 168722 | 1/4" | 25 | 9.3 | 11.9 | 5 | 11 |
| 616873 | 168739 | 9/32" | 25 | 10.5 | 11.9 | 5 | 12 |
| 616874 | 168746 | 5/16" | 25 | 10.5 | 11.9 | 5 | 12 |
| 616875 | 168753 | 11/32" | 25 | 10.5 | 12.9 | 5 | 19 |
| 616876 | 168760 | 3/8" | 25 | 10.5 | 13.9 | 8 | 17 |
| 616877 | 168777 | 13/32" | 25 | 10.5 | 14 | 8 | 24 |
| 616878 | 168784 | 7/16" | 25 | 10.5 | 15.8 | 8 | 24 |
| 616879 | 168791 | 1/2" | 25 | 10.5 | 17.8 | 10 | 31 |
| 616880 | 168807 | 9/16" | 25 | 10.5 | 19.6 | 10 | 38 |



188 L

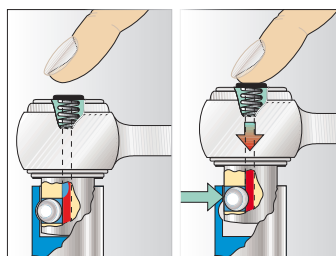
SOCKETS 1/4", LONG TYPE

material: chrom molybdenum
chrome plated
hardness: DIN 899 range II (40 - 44 HRC)
jaw opening : DIN 475 range I
rust prevention DIN EN 12540
torque: DIN 899 range E
4 - point Dimension DIN 3120 range C



DIN 3124, ISO 2725-1

| Code | EAN | mm | L | D1 | D2 | T | mm |
|--------|--------|--------|----|------|------|----|----|
| 616881 | 168814 | 4 | 50 | 6.8 | 11.9 | 5 | 22 |
| 616882 | 168821 | 4.5 | 50 | 7.1 | 11.9 | 5 | 23 |
| 616883 | 168838 | 5 | 50 | 8 | 11.9 | 5 | 21 |
| 616884 | 168845 | 5.5 | 50 | 8.3 | 11.9 | 5 | 21 |
| 616885 | 168852 | 6 | 50 | 9.3 | 11.9 | 8 | 22 |
| 616886 | 168869 | 7 | 50 | 10.5 | 11.9 | 8 | 23 |
| 616887 | 168876 | 8 | 50 | 10.5 | 11.9 | 8 | 25 |
| 616888 | 168883 | 9 | 50 | 10.5 | 13.1 | 11 | 30 |
| 616889 | 168890 | 10 | 50 | 10.5 | 14.5 | 11 | 40 |
| 616890 | 168906 | 11 | 50 | 10.5 | 15.8 | 11 | 56 |
| 616891 | 168913 | 12 | 50 | 10.5 | 16.8 | 13 | 53 |
| 616892 | 168920 | 13 | 50 | 10.5 | 17.8 | 13 | 70 |
| 616893 | 168937 | 14 | 50 | 10.5 | 19.6 | 16 | 75 |
| 616894 | 168944 | 3/16" | 50 | 8 | 11.9 | 5 | 23 |
| 616895 | 168951 | 7/32" | 50 | 8.3 | 11.9 | 5 | 21 |
| 616896 | 168968 | 1/4" | 50 | 9.3 | 11.9 | 5 | 21 |
| 616897 | 168975 | 9/32" | 50 | 10.5 | 11.9 | 5 | 22 |
| 616898 | 168982 | 5/16" | 50 | 10.5 | 11.9 | 5 | 23 |
| 616899 | 168999 | 11/32" | 50 | 10.5 | 12.9 | 5 | 25 |
| 616900 | 169002 | 3/8" | 50 | 10.5 | 13.9 | 8 | 40 |
| 616901 | 169019 | 13/32" | 50 | 10.5 | 14 | 8 | 56 |
| 616902 | 169026 | 7/16" | 50 | 10.5 | 15.8 | 8 | 56 |
| 616903 | 169033 | 1/2" | 50 | 10.5 | 17.8 | 10 | 70 |
| 616904 | 169040 | 9/16" | 50 | 10.5 | 19.6 | 10 | 75 |




SAFETY LOCK SYSTEM

*The socket is released from ratchet with by simply pressing the button

HIGHER SPEED AND EFFECTIVNESS

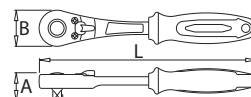
*Speed of work will be assured with the locking system and mechanism for releasing the socket



1/4"

188.1A BI REVERSIBLE RATCHET 1/4"

material: special composition for hardening and tempering
ergonomic heavy duty double component handle
with 40 - teeth



DIN 3122 type D, ISO 3315 No. 257

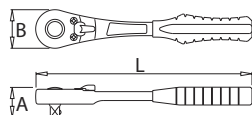
| Code | EAN | L | A | B | mm |
|--------|--------|-----|------|----|-----|
| 611901 | 119014 | 157 | 24,5 | 25 | 108 |



1/4"

188.1A REVERSIBLE RATCHET 1/4"

material: special composition for hardening and tempering
ergonomic heavy duty double component handle with 40 - teeth



DIN 3122 type D, ISO 3315 No. 257

| Code | EAN | L | A | B | |
|--------|--------|-----|----|----|-----|
| 603488 | 034881 | 146 | 23 | 25 | 110 |



188.11 SPARE PARTS FOR 188.1A BI

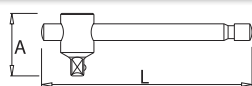
| Code | EAN | |
|--------|--------|----|
| 612503 | 125039 | 11 |



1/4"

188.3 SLIDING T - HANDLE 1/4"

material: chrome vanadium
chrome plated



DIN 3122 type A, ISO 3315 No. 253

| Code | EAN | L | A | |
|--------|--------|-----|----|----|
| 600830 | 008301 | 120 | 30 | 70 |



1/4"

188.2 BI SWIVEL HANDLE 1/4"

material: chrom molybdenum
ergonomic heavy duty double component handle



DIN 3122 type F, ISO 3315 No. 252

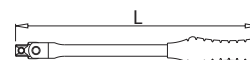
| Code | EAN | L | |
|--------|--------|-----|----|
| 611902 | 119021 | 150 | 73 |



1/4"

188.2 SWIVEL HANDLE 1/4"

material: chrom molybdenum



DIN 3122 type F, ISO 3315 No. 252

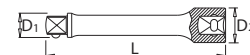
| Code | EAN | L | |
|--------|--------|-----|----|
| 600829 | 008295 | 141 | 73 |



1/4" 1/4"

188.4 EXTENSION BAR, LONG 1/4"

material: chrome vanadium
chrome plated



IN 3123 type B, ISO 3316 No. 204

| Code | EAN | L | D1 | D2 | |
|--------|--------|-----|----|----|----|
| 600827 | 008271 | 150 | 8 | 12 | 60 |




1/4" 1/4"

188.4 S BALL END EXTENSION BAR LONG 1/4"

material: chrome vanadium
chrome plated



| Code | EAN | L | D1 | D2 | |
|--------|--------|-----|----|----|----|
| 610910 | 109107 | 150 | 8 | 12 | 60 |

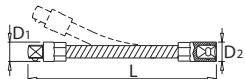


1/4"

188.4 F FLEXIBLE EXTENSION BAR 1/4"

IN 3123 type B, ISO 3316 No. 204

| Code | EAN | L | D1 | D2 | |
|--------|--------|-----|-----|----|----|
| 612868 | 128689 | 150 | 8,3 | 12 | 60 |




1/4"

188.5 EXTENSION BAR, SHORT 1/4"material: chrome vanadium
chrome plated

DIN 3123 type B, ISO 3316 No. 204

| Code | EAN | L | D1 | D2 | |
|--------|--------|----|----|----|----|
| 600826 | 008264 | 50 | 8 | 12 | 23 |



1/4"

188.5 S BALL END EXTENSION, SHORT 1/4"material: chrome vanadium
chrome plated

| Code | EAN | L | D1 | D2 | |
|--------|--------|----|----|----|----|
| 610911 | 109114 | 50 | 8 | 12 | 23 |



1/4"

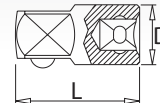
188.6 UNIVERSAL JOINT 1/4"material: chrome vanadium
chrome plated

DIN 3123 type C, ISO 3316 No. 205

| Code | EAN | L | D | |
|--------|--------|----|----|----|
| 607821 | 078212 | 22 | 14 | 30 |



3/8" 1/4"

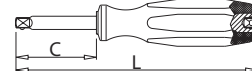
188.7 ADAPTOR 1/4"material: chrome vanadium
chrome plated

DIN 3123 type A

| Code | EAN | | L | D | |
|--------|--------|-------------|----|----|----|
| 607976 | 079769 | 1/4" - 3/8" | 35 | 12 | 15 |



1/4"

188.8 1/4" SPINNER HANDLEmaterial: blade - chrome vanadium
handle - polypropylene

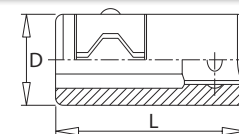
| Code | EAN | L | C | |
|--------|--------|-----|----|-----|
| 607349 | 073491 | 150 | 50 | 100 |



1/4"

188.9 ADAPTOR FOR BITS

for bits E6, 3, C6, 3



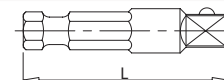
| Code | EAN | | L | D | |
|--------|--------|-------------|----|----|----|
| 612867 | 128672 | 1/4" - 1/4" | 25 | 12 | 15 |




1/4"

188.10 BITS ADAPTOR

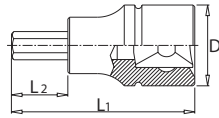
material: chrome vanadium



| Code | EAN | | L | |
|--------|--------|-------------------|----|----|
| 604531 | 045313 | 1/4" (6,3) - 1/4" | 50 | 15 |
| 616808 | 168081 | 1/4" (6,3) - 3/8" | 50 | 25 |
| 616809 | 168098 | 1/4" (6,3) - 1/2" | 50 | 40 |


187 HX 1/4" HEXAGONAL SCREWDRIVER SOCKETS

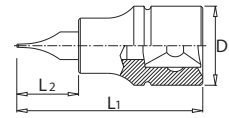
material: socket: chrome molybdenum
bit: special tool steel



| Code | EAN | | L1 | L2 | D | |
|--------|--------|---|----|----|----|----|
| 607898 | 078984 | 3 | 32 | 13 | 12 | 14 |
| 607899 | 078991 | 4 | 32 | 13 | 12 | 14 |
| 607900 | 079004 | 5 | 32 | 13 | 12 | 14 |
| 607901 | 079011 | 6 | 32 | 13 | 12 | 15 |
| 607902 | 079028 | 7 | 32 | 13 | 12 | 16 |


187 SL 1/4" SLOTTED SCREWDRIVER SOCKETS

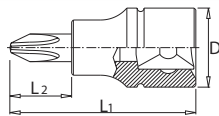
material: socket: chrome molybdenum
bit: special tool steel



| Code | EAN | a | b | L1 | L2 | D | |
|--------|--------|-----|-----|----|----|----|----|
| 607895 | 078953 | 0,8 | 4 | 32 | 13 | 12 | 14 |
| 607896 | 078960 | 1 | 5,5 | 32 | 13 | 12 | 14 |
| 607897 | 078977 | 1,2 | 7 | 32 | 13 | 12 | 14 |


187 PH 1/4" CROSSTIP SCREWDRIVER SOCKETS

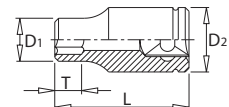
material: socket: chrome molybdenum
bit: special tool steel



| Code | EAN | + | L1 | L2 | D | |
|--------|--------|------|----|----|----|----|
| 607892 | 078922 | PH 1 | 32 | 13 | 12 | 12 |
| 607893 | 078939 | PH 2 | 32 | 13 | 12 | 12 |
| 607894 | 078946 | PH 3 | 32 | 13 | 12 | 14 |


189 SOCKETS WITH INTERNAL TX PROFILE 1/4"

material: chrome vanadium
chrome plated

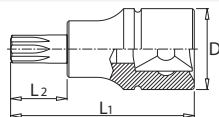


DIN 3124, ISO 2725-1

| Code | EAN | | L | D | D1 | |
|--------|--------|------|----|----|------|------|
| 607911 | 079110 | E 4 | 25 | 12 | 5,4 | 9,6 |
| 607912 | 079127 | E 5 | 25 | 12 | 6,7 | 9,8 |
| 607913 | 079134 | E 6 | 25 | 12 | 7,7 | 10,8 |
| 607914 | 079141 | E 7 | 25 | 12 | 8,3 | 11,4 |
| 607915 | 079158 | E 8 | 25 | 12 | 10,1 | 11,8 |
| 607916 | 079165 | E 10 | 25 | 12 | 11,3 | 16,2 |
| 607917 | 079172 | E 11 | 25 | 12 | 12,9 | 15,4 |


187 TX 1/4" SCREWDRIVER SOCKETS WITH TX PROFILE

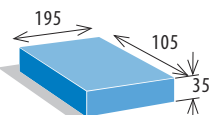
material: socket: chrome molybdenum
bit: special tool steel



| Code | EAN | | L1 | L2 | D | |
|--------|--------|-------|----|----|----|----|
| 607903 | 079035 | TX 8 | 32 | 13 | 12 | 13 |
| 607904 | 079042 | TX 10 | 32 | 13 | 12 | 13 |
| 607905 | 079059 | TX 15 | 32 | 13 | 12 | 13 |
| 607906 | 079066 | TX 20 | 32 | 13 | 12 | 13 |
| 607907 | 079073 | TX 25 | 32 | 13 | 12 | 14 |
| 607908 | 079080 | TX 27 | 32 | 13 | 12 | 14 |
| 607909 | 079097 | TX 30 | 32 | 13 | 12 | 14 |
| 607910 | 079103 | TX 40 | 32 | 13 | 12 | 15 |

**188Set** SOCKET SET 1/4" IN METAL BOX

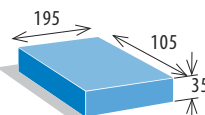
| Code | EAN | Set | | |
|--------|--------|------|----|-----|
| 600831 | 008318 | 4-13 | 16 | 930 |



| Art. | | Dim. |
|--------|--|------------------------------|
| 188 | | 4,4.5,5,5.5,6,7,8,9,10,11,13 |
| 188.1A | | 146 |
| 188.2 | | 141 |
| 188.3 | | 120 |
| 188.4 | | 150 |
| 188.5 | | 50 |

188BI12P16 SOCKET SET 1/4" IN METAL BOX

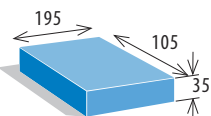
| Code | EAN | Set | | |
|--------|--------|------|----|-----|
| 617118 | 171180 | 4-13 | 16 | 937 |



| Art. | | Dim. |
|-----------|--|------------------------------|
| 188 | | 4,4.5,5,5.5,6,7,8,9,10,11,13 |
| 188.1A BI | | 157 |
| 188.2 BI | | 150 |
| 188.3 | | 120 |
| 188.4 | | 150 |
| 188.5 | | 50 |

188 BI SOCKET SET 1/4" IN METAL BOX

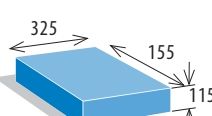
| Code | EAN | Set | | |
|--------|--------|------|----|-----|
| 611996 | 119960 | 4-13 | 16 | 937 |



| Art. | | Dim. |
|-----------|--|------------------------------|
| 188 | | 4,4.5,5,5.5,6,7,8,9,10,11,13 |
| 188.1A BI | | 157 |
| 188.2 BI | | 150 |
| 188.3 | | 120 |
| 188.4 | | 150 |
| 188.5 | | 50 |


188 MS 1/4" SOCKET SET 1/4" ON METAL STAND

| Code | EAN | Set | | |
|--------|--------|------|-----|------|
| 610566 | 105666 | 4-13 | 116 | 2715 |

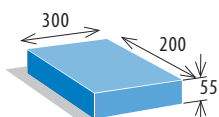


| Art. | | Dim. (Pcs in Set) |
|-------|--|--|
| 188 | | 4(11)+4,5(11)+5(11)+5,5(11) +6(11)+7(11)+8(11)+9(9) +10(8)+11(8)+12(7)+13(7) |
| 980 D | | |




188 B SOCKET SET 1/4" IN METAL BOX

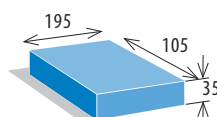
| Code | EAN | | |
|--------|--------|----|------|
| 615150 | 151502 | 44 | 2975 |



| Art. | | Dim. |
|-----------|--|---|
| 188 | | 4,4.5,5,5.5,6,7,8,9,10,11,12,13,14 |
| 188.1A BI | | 157 |
| 188.3 | | 120 |
| 188.4 | | 150 |
| 188.5 | | 50 |
| 188.6 | | 41 |
| 187 PH | | PH1,PH2,PH3 |
| 187 SL | | 0,8x4,1,0x5.5,1,2x7,0 |
| 187 HX | | 3,4,5,6,7, |
| 187 TX | | TX8,TX10,TX15,TX20,TX25,TX27, TX30,TX40 |
| 189 | | E4,E5,E6,E7,E8,E10,E11 |

188 D SOCKET SET 1/4" AND BITS IN METAL BOX

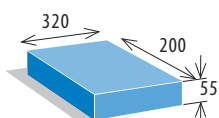
| Code | EAN | | |
|--------|--------|----|-----|
| 613074 | 130743 | 19 | 760 |



| Art. | | Dim. |
|-----------|--|--------------------------------------|
| 189 | | E4,E5,E6,E7,E8,E10,E11 |
| 188.3 | | 120 |
| 188.4F | | 150 |
| 188.8 | | 150 |
| 188.9 | | 1/4"-1/4" |
| 6472 C6,3 | | TX6,TX7,TX8,TX9,TX10,TX15, TX20,TX25 |

188 C SOCKET SET 1/4" IN METAL BOX

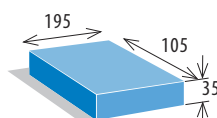
| Code | EAN | | |
|--------|--------|----|------|
| 615151 | 151519 | 33 | 2675 |



| Art. | | Dim. |
|-----------|--|------------------------------------|
| 188 | | 4,4.5,5,5.5,6,7,8,9,10,11,12,13,14 |
| 188.1A BI | | 157 |
| 188.3 | | 120 |
| 188.4 | | 150 |
| 188.5 | | 50 |
| 188.6 | | 41 |
| 187 PH | | PH1,PH2,PH3 |
| 187 HX | | HX3,HX4,HX5,HX6,HX7 |
| 187 TX | | TX8,TX10,TX15,TX25,TX27, TX30,TX40 |

188 E SOCKET SET 1/4" AND BITS IN METAL BOX

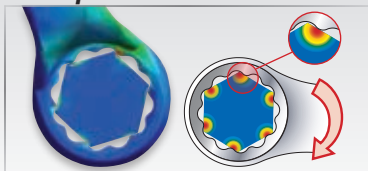
| Code | EAN | | |
|--------|--------|----|-----|
| 613075 | 130750 | 26 | 820 |



| Art. | | Dim. |
|------------|--|--|
| 188 | | 4,4.5,5,5.5,6,7,8,9,10 |
| 188.3 | | 120 |
| 188.4F | | 150 |
| 188.8 | | 150 |
| 188.9 | | 1/4"-1/4" |
| 6460 C 6,3 | | 05x3x25;0,6x4,5x25;0,8x5,5x25; 1x5,5x25;1,2x6,5x25 |
| 6463 C 6,3 | | PH0x25,PH1x25,PH2x25,PH3x25; |
| 6469 C 6,3 | | 3x25,4x25,5x25,6x25 |



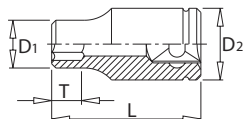
"LIFE profil"



238


3/8" SOCKET

material: chrom molybdenum
chrome plated
polished
hardness: DIN 899 range II (42 - 48 HRC)
jaw opening : DIN 475 range I
rust prevention DIN EN 12540
torque: DIN 899 range E
4 - point Dimension DIN 3120 range C



DIN 3124, ISO 2725-1

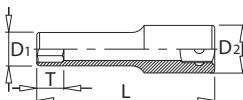
| Code | EAN | mm | L | D1 | D2 | T min | mm |
|--------|--------|--------|----|-------|------|-------|----|
| 605322 | 053226 | 6 | 28 | 9,9 | 16,9 | 4 | 21 |
| 605323 | 053233 | 7 | 28 | 10,6 | 16,9 | 4 | 21 |
| 605324 | 053240 | 8 | 28 | 11,8 | 16,9 | 5 | 21 |
| 605325 | 053257 | 9 | 28 | 13,2 | 16,9 | 5 | 22 |
| 605326 | 053264 | 10 | 28 | 14,5 | 16,9 | 6 | 24 |
| 605327 | 053271 | 11 | 28 | 15,7 | 16,9 | 7 | 24 |
| 605328 | 053288 | 12 | 28 | 16,9 | 16,9 | 8 | 26 |
| 605329 | 053295 | 13 | 28 | 17,9 | 17,9 | 8 | 30 |
| 605330 | 053301 | 14 | 28 | 19,6 | 19,6 | 10 | 36 |
| 605331 | 053318 | 15 | 28 | 21 | 21 | 10 | 39 |
| 605332 | 053325 | 16 | 30 | 21,8 | 21,8 | 10 | 44 |
| 605333 | 053332 | 17 | 30 | 23,4 | 23,4 | 10 | 52 |
| 605334 | 053349 | 18 | 30 | 24,7 | 21 | 12 | 52 |
| 605335 | 053356 | 19 | 30 | 25,8 | 23 | 12 | 54 |
| 605336 | 053363 | 20 | 32 | 27,1 | 24 | 12 | 68 |
| 605337 | 053370 | 21 | 32 | 27,8 | 25 | 12 | 68 |
| 605338 | 053387 | 22 | 32 | 29,5 | 26 | 14 | 82 |
| | | | | | | | |
| 612051 | 120515 | 3/8" | 28 | 14,5 | 16,7 | 8 | 25 |
| 612052 | 120522 | 7/16" | 28 | 15,7 | 16,7 | 8 | 25 |
| 612053 | 120539 | 1/2" | 28 | 17,75 | 17,7 | 8 | 27 |
| 612054 | 120546 | 9/16" | 28 | 19,55 | 19,5 | 12 | 34 |
| 612055 | 120553 | 5/8" | 30 | 21,75 | 21,7 | 12 | 43 |
| 612056 | 120560 | 11/16" | 30 | 23,3 | 23,3 | 12 | 54 |
| 612057 | 120577 | 3/4" | 30 | 25,7 | 23 | 14 | 68 |
| 612058 | 120584 | 13/16" | 32 | 27,7 | 25 | 14 | 83 |
| 612059 | 120591 | 7/8" | 32 | 29,5 | 26 | 14 | 97 |



238 L

3/8" SOCKET, LONG TYPE

material: chrom molybdenum
chrome plated
polished
hardness: DIN 899 range II (42 - 48 HRC)
jaw opening : DIN 475 range I
rust prevention DIN EN 12540
torque: DIN 899 range E
4 - point Dimension DIN 3120 range C



DIN 3124, ISO 2725-1

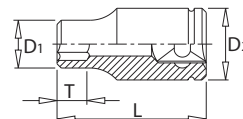
| Code | EAN | mm | L | D1 | D2 | T min | mm |
|--------|--------|----|----|-------|------|-------|-----|
| 612036 | 120362 | 8 | 63 | 11,8 | 16,8 | 9 | 51 |
| 612037 | 120379 | 9 | 63 | 13,2 | 16,8 | 9 | 53 |
| 612038 | 120386 | 10 | 63 | 14,5 | 16,8 | 9 | 56 |
| 612039 | 120393 | 11 | 63 | 15,7 | 16,8 | 12 | 62 |
| 612040 | 120409 | 12 | 63 | 16,8 | 16 | 12 | 70 |
| 612041 | 120416 | 13 | 63 | 17,8 | 16,5 | 12 | 76 |
| 612042 | 120423 | 14 | 63 | 19,55 | 17 | 15 | 86 |
| 612043 | 120430 | 15 | 63 | 20,75 | 18 | 15 | 111 |
| 612044 | 120447 | 16 | 63 | 21,75 | 19 | 15 | 102 |
| 612045 | 120454 | 17 | 63 | 23,3 | 20 | 15 | 122 |
| 612046 | 120461 | 18 | 63 | 24,5 | 21 | 18 | 153 |
| 612047 | 120478 | 19 | 63 | 25,7 | 23 | 18 | 142 |
| 612048 | 120485 | 20 | 63 | 27 | 24 | 18 | 162 |
| 612049 | 120492 | 21 | 63 | 27,7 | 25 | 18 | 160 |
| 612050 | 120508 | 22 | 63 | 29,5 | 26 | 21 | 195 |



238 12p

SOCKET 3/8", 12 POINT

material: chrom molybdenum
chrome plated
polished
hardness: DIN 899 range II (42 - 48 HRC)
jaw opening : DIN 475 range I
rust prevention DIN EN 12540
torque: DIN 899 range E
4 - point Dimension DIN 3120 range C



DIN 3124, ISO 2725-1

| Code | EAN | mm | L | D1 | D2 | T min | mm |
|--------|--------|--------|----|------|------|-------|-----|
| 617122 | 171227 | 6 | 28 | 10,6 | 16,9 | 4 | 22 |
| 616905 | 169057 | 7 | 28 | 10,6 | 16,9 | 4 | 22 |
| 616906 | 169064 | 8 | 28 | 11,8 | 16,9 | 5 | 24 |
| 616907 | 169071 | 9 | 28 | 13,2 | 16,9 | 5 | 24 |
| 616908 | 169088 | 10 | 28 | 14,5 | 16,9 | 6 | 25 |
| 616909 | 169095 | 11 | 28 | 15,7 | 16,9 | 7 | 24 |
| 616910 | 169101 | 12 | 28 | 16,9 | 16,9 | 8 | 23 |
| 616911 | 169118 | 13 | 28 | 17,9 | 17,9 | 8 | 27 |
| 616912 | 169125 | 14 | 28 | 19,6 | 19,6 | 10 | 34 |
| 616913 | 169132 | 15 | 28 | 21 | 21 | 10 | 41 |
| 616914 | 169149 | 16 | 30 | 21,8 | 21,8 | 10 | 43 |
| 616915 | 169156 | 17 | 30 | 23,4 | 23,4 | 10 | 54 |
| 616916 | 169163 | 18 | 30 | 24,7 | 21 | 12 | 60 |
| 616917 | 169170 | 19 | 30 | 25,8 | 23 | 12 | 68 |
| 616918 | 169187 | 20 | 32 | 27,1 | 24 | 12 | 81 |
| 616919 | 169194 | 21 | 32 | 27,8 | 25 | 12 | 83 |
| 616920 | 169200 | 22 | 32 | 29,5 | 26 | 14 | 99 |
| 616921 | 169217 | 23 | 32 | 31,5 | 27 | 14 | 115 |
| 616922 | 169224 | 24 | 32 | 31,8 | 28 | 14 | 107 |
| | | | | | | | |
| 616923 | 169231 | 1/4" | 28 | 10,2 | 16,7 | 8 | 22 |
| 616924 | 169248 | 5/16" | 28 | 11,8 | 16,7 | 8 | 24 |
| 616925 | 169255 | 3/8" | 28 | 14,5 | 16,7 | 8 | 25 |
| 616926 | 169262 | 7/16" | 28 | 15,7 | 16,7 | 8 | 24 |
| 616927 | 169279 | 1/2" | 28 | 15,7 | 17,7 | 8 | 27 |
| 616928 | 169286 | 9/16" | 28 | 15,7 | 19,5 | 12 | 34 |
| 616929 | 169293 | 5/8" | 30 | 15,7 | 21,7 | 12 | 43 |
| 616930 | 169309 | 11/16" | 30 | 15,7 | 23,3 | 12 | 54 |
| 616931 | 169316 | 3/4" | 30 | 25,7 | 23 | 14 | 68 |
| 616932 | 169323 | 13/16" | 32 | 27,7 | 25 | 14 | 83 |
| 616933 | 169330 | 7/8" | 32 | 29,5 | 26 | 14 | 99 |
| 616934 | 169347 | 15/16" | 32 | 31,7 | 28 | 14 | 107 |
| 616935 | 169354 | 1" | 32 | 33,7 | 30 | 14 | 127 |

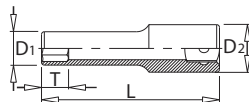




12 3/8"

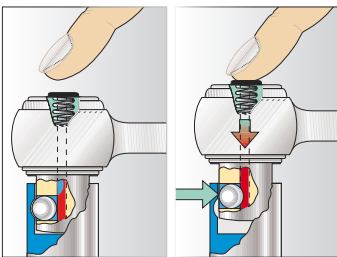
238L 12p SOCKET 3/8", LONG TYPE, 12 POINT

material: chrom molybdenum
chrome plated
polished
hardness: DIN 899 range II (42 - 48 HRC)
jaw opening : DIN 475 range I
rust prevention DIN EN 12540
torque: DIN 899 range E
4 - point Dimension DIN 3120 range C



DIN 3124, ISO 2725-1

| Code | EAN | mm | L | D1 | D2 | T min | |
|--------|--------|--------|----|------|------|-------|-----|
| 616936 | 169361 | 7 | 63 | 10.6 | 16.9 | 6 | 50 |
| 616937 | 169378 | 8 | 63 | 11.8 | 16.9 | 9 | 51 |
| 616938 | 169385 | 9 | 63 | 13.2 | 16.9 | 9 | 53 |
| 616939 | 169392 | 10 | 63 | 14.5 | 16.9 | 9 | 56 |
| 616940 | 169408 | 11 | 63 | 15.7 | 16.9 | 12 | 62 |
| 616941 | 169415 | 12 | 63 | 16.8 | 16.9 | 12 | 70 |
| 616942 | 169422 | 13 | 63 | 17.8 | 17.9 | 12 | 76 |
| 616943 | 169439 | 14 | 63 | 19.6 | 19.6 | 15 | 86 |
| 616944 | 169446 | 15 | 63 | 21 | 21 | 15 | 111 |
| 616945 | 169453 | 16 | 63 | 21.8 | 21.8 | 15 | 101 |
| 616946 | 169460 | 17 | 63 | 23.4 | 23.4 | 15 | 122 |
| 616947 | 169477 | 18 | 63 | 24.7 | 21 | 18 | 153 |
| 616948 | 169484 | 19 | 63 | 25.8 | 23 | 18 | 142 |
| 616949 | 169491 | 20 | 63 | 27.1 | 24 | 18 | 162 |
| 616950 | 169507 | 21 | 63 | 27.8 | 25 | 18 | 160 |
| 616951 | 169514 | 22 | 63 | 29.5 | 26 | 21 | 195 |
| 616952 | 169521 | 23 | 63 | 31.5 | 27 | 21 | 210 |
| 616953 | 169538 | 24 | 63 | 31.8 | 28 | 21 | 210 |
| 616954 | 169545 | 1/4" | 63 | 9.9 | 16.8 | 6 | 50 |
| 616955 | 169552 | 5/16" | 63 | 11.8 | 16.8 | 9 | 51 |
| 616956 | 169569 | 3/8" | 63 | 14.5 | 16.8 | 9 | 56 |
| 616957 | 169576 | 7/16" | 63 | 15.7 | 16.8 | 12 | 62 |
| 616958 | 169583 | 1/2" | 63 | 17.8 | 16.5 | 12 | 76 |
| 616959 | 169590 | 9/16" | 63 | 19.5 | 17 | 15 | 86 |
| 616960 | 169606 | 5/8" | 63 | 21.7 | 19 | 15 | 102 |
| 616961 | 169613 | 11/16" | 63 | 23.3 | 20 | 15 | 122 |
| 616962 | 169620 | 3/4" | 63 | 25.7 | 23 | 18 | 142 |
| 616963 | 169637 | 13/16" | 63 | 27.7 | 25 | 18 | 160 |
| 616964 | 169644 | 7/8" | 63 | 29.5 | 26 | 21 | 195 |
| 616965 | 169651 | 15/16" | 63 | 31.7 | 28 | 21 | 210 |



SAFETY LOCK SYSTEM

*The socket is be released from ratchet with by simply pressing the button

HIGHER SPEED AND EFFECTIVENESS

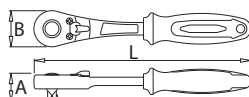
*Speed of work will be assured with the locking system and mechanism for releasing the socket



3/8"

238.1A BI 3/8" REVERSIBLE RATCHET

material: special composition for hardening and tempering
ergonomic heavy duty double component handle
75 - teeth



DIN 3122 type D, ISO 3315 No. 257


| Code | EAN | L | A | B | |
|--------|--------|-----|----|----|-----|
| 612501 | 125015 | 200 | 30 | 35 | 258 |



3/8"

238.2 BI 3/8" SWIVEL HANDLE

material: chrom molybdenum
ergonomic heavy duty double component handle



DIN 3122 type F, ISO 3315 No. 252

| Code | EAN | L | |
|--------|--------|-----|-----|
| 612502 | 125022 | 210 | 188 |



238.11 SET OF SPARE PARTS FOR 238.1A BI

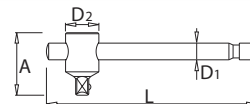
| Code | EAN | |
|--------|--------|---|
| 612505 | 125053 | 8 |



3/8"

238.3 3/8" SLIDING T - HANDLE

material: chrome vanadium
chrome plated
polished head



DIN 3122 type A, ISO 3315 No. 253

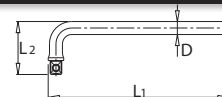
| Code | EAN | L | A | D1 | D2 | |
|--------|--------|-----|----|------|----|-----|
| 605341 | 053417 | 165 | 34 | 10,4 | 19 | 150 |



3/8"

238.3 L 3/8" OFFSET HANDLE 3/8"

material: chrome vanadium
chrome plated



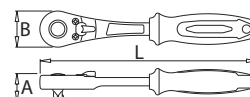
| Code | EAN | L1 | L2 | D | |
|--------|--------|-----|----|----|-----|
| 611962 | 119625 | 200 | 45 | 10 | 235 |



3/8"

238.1A L BI 3/8" REVERSIBLE RATCHET, LONG FORM

material: special composition for hardening and tempering
ergonomic heavy duty double component handle
75 - teeth




DIN 3122 type D, ISO 3315 No. 257

| Code | EAN | L | A | B | |
|--------|--------|-----|----|----|-----|
| 617631 | 176314 | 260 | 30 | 35 | 275 |

3/8" 3/8"

238.4 3/8" EXTENSION BAR, LONG

material: chrome vanadium
chrome plated
polished head



DIN 3123 type B, ISO 3316 No. 204


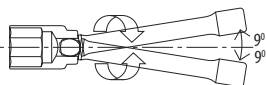
| Code | EAN | L | D1 | D2 | |
|--------|--------|-----|------|----|-----|
| 605342 | 053424 | 250 | 12,5 | 18 | 235 |



3/8" 3/8"

238.4 S 3/8" BALL END EXTENSION, LONG

material: chrome vanadium
chrome plated
polished head




| Code | EAN | L | D1 | D2 | |
|--------|--------|-----|------|----|-----|
| 610912 | 109121 | 250 | 12,5 | 18 | 235 |



3/8" 3/8"

238.5 3/8" EXTENSIONS BAR, SHORT

material: chrome vanadium
chrome plated
polished head



DIN 3123 type B, ISO 3316 No. 204


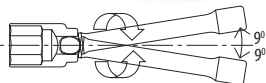
| Code | EAN | L | D1 | D2 | |
|--------|--------|-----|------|----|-----|
| 605343 | 053431 | 125 | 12,5 | 18 | 120 |



3/8" 3/8"

238.5 S 3/8" BALL END EXTENSION, SHORT

material: chrome vanadium
chrome plated
polished head



| Code | EAN | L | D1 | D2 | |
|--------|--------|-----|------|----|-----|
| 610913 | 109138 | 125 | 12,5 | 18 | 125 |

3/8" 3/8"

238.6 3/8" UNIVERSAL JOINT

material: chrome vanadium
chrome plated



DIN 3123 type C, ISO 3316 No. 205

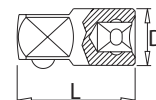
| Code | EAN | L | D | |
|--------|--------|----|----|----|
| 605344 | 053448 | 54 | 19 | 60 |



3/8"

238.7 3/8" ADAPTOR

material: chrome vanadium
chrome plated
polished head



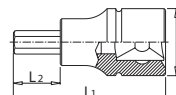
DIN 3123 type A

| Code | EAN | | D | L | |
|--------|--------|-------------|----|----|----|
| 607977 | 079776 | 3/8" - 1/4" | 18 | 32 | 33 |
| 605345 | 053455 | 3/8" - 1/2" | 17 | 38 | 48 |

3/8"

236 HX 3/8" HEXAGONAL SCREWDRIVER SOCKETS

material: socket: chrome molybdenum
bit: special tool steel

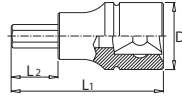


| Code | EAN | | L1 | L2 | D | |
|--------|--------|-------|----|----|----|----|
| 612082 | 120829 | 4 | 48 | 22 | 18 | 32 |
| 612083 | 120836 | 5 | 48 | 22 | 18 | 34 |
| 612084 | 120843 | 6 | 48 | 22 | 18 | 36 |
| 612085 | 120850 | 8 | 48 | 22 | 18 | 40 |
| 612086 | 120867 | 10 | 48 | 22 | 18 | 51 |
| | | | | | | |
| 617662 | 176628 | 1/8" | 48 | 22 | 18 | 32 |
| 617663 | 176635 | 9/64" | 48 | 22 | 18 | 33 |
| 617664 | 176642 | 5/32" | 48 | 22 | 18 | 34 |
| 617665 | 176659 | 3/16" | 48 | 22 | 18 | 34 |
| 617666 | 176666 | 7/32" | 48 | 22 | 18 | 35 |
| 617667 | 176673 | 1/4" | 48 | 22 | 18 | 38 |
| 617668 | 176680 | 5/16" | 48 | 22 | 18 | 40 |
| 617669 | 176697 | 3/8" | 48 | 22 | 18 | 51 |



236 HXL 3/8" LONG HEXAGONAL SCREWDRIVER SOCKETS

material: socket: chrome molybdenum
bit: special tool steel

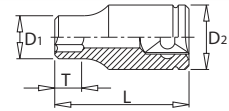


| Code | EAN | | L1 | L2 | D | |
|--------|--------|----|----|----|----|----|
| 612087 | 120874 | 4 | 92 | 66 | 18 | 44 |
| 612088 | 120881 | 5 | 92 | 66 | 18 | 45 |
| 612089 | 120898 | 6 | 92 | 66 | 18 | 46 |
| 612090 | 120904 | 8 | 92 | 66 | 18 | 50 |
| 612091 | 120911 | 10 | 92 | 66 | 18 | 62 |



237 3/8" SCREWDRIVER SOCKETS WITH INTERNAL TX PROFILE

material: chrome vanadium
chrome plated

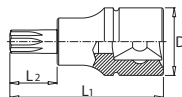


| Code | EAN | | L | T | D2 | D1 | |
|--------|--------|----|----|----|------|------|----|
| 612121 | 121215 | 8 | 28 | 11 | 16,8 | 12 | 25 |
| 612122 | 121222 | 10 | 28 | 11 | 16,8 | 13,5 | 27 |
| 612123 | 121239 | 11 | 28 | 11 | 16,8 | 14 | 25 |
| 612124 | 121246 | 12 | 28 | 11 | 16,8 | 15 | 27 |
| 612125 | 121253 | 14 | 28 | 11 | 17,8 | 17 | 32 |
| 612126 | 121260 | 16 | 28 | 11 | 19,8 | 19 | 42 |



236 TX 3/8" SCREWDRIVER SOCKETS WITH TX PROFILE

material: socket: chrome molybdenum
bit: special tool steel

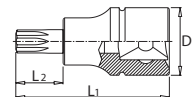


| Code | EAN | | D | L1 | L2 | |
|--------|--------|----|----|----|----|----|
| 612101 | 121017 | 15 | 18 | 48 | 22 | 32 |
| 612102 | 121024 | 20 | 18 | 48 | 22 | 32 |
| 612103 | 121031 | 25 | 18 | 48 | 22 | 33 |
| 612104 | 121048 | 27 | 18 | 48 | 22 | 33 |
| 612105 | 121055 | 30 | 18 | 48 | 22 | 34 |
| 612106 | 121062 | 40 | 18 | 48 | 22 | 35 |



236 ZX 3/8" SCREWDRIVER SOCKETS WITH ZX PROFILE

material: socket: chrome molybdenum
bit: special tool steel

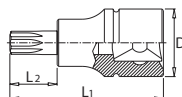


| Code | EAN | | L1 | L2 | D | |
|--------|--------|-----|----|----|----|----|
| 612113 | 121130 | M5 | 48 | 22 | 18 | 32 |
| 612114 | 121147 | M6 | 48 | 22 | 18 | 34 |
| 612115 | 121154 | M8 | 48 | 22 | 18 | 41 |
| 612116 | 121161 | M10 | 48 | 22 | 18 | 49 |



236 TXL 3/8" LONG SCREWDRIVER SOCKETS WITH TX PROFILE

material: socket: chrome molybdenum
bit: special tool steel

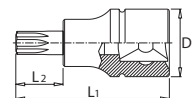


| Code | EAN | | L1 | L2 | D | |
|--------|--------|----|----|----|----|----|
| 612107 | 121079 | 15 | 92 | 66 | 18 | 43 |
| 612108 | 121086 | 20 | 92 | 66 | 18 | 44 |
| 612109 | 121093 | 25 | 92 | 66 | 18 | 44 |
| 612110 | 121109 | 27 | 92 | 66 | 18 | 44 |
| 612111 | 121116 | 30 | 92 | 66 | 18 | 44 |
| 612112 | 121123 | 40 | 92 | 66 | 18 | 45 |



236 ZXL 3/8" LONG SCREWDRIVER SOCKETS WITH ZX PROFILE

material: socket: chrome molybdenum
bit: special tool steel



| Code | EAN | | L1 | L2 | D | |
|--------|--------|-----|----|----|----|----|
| 612117 | 121178 | M6 | 92 | 66 | 18 | 46 |
| 612118 | 121185 | M8 | 92 | 66 | 18 | 50 |
| 612119 | 121192 | M10 | 92 | 66 | 18 | 60 |



PROFILE
HX



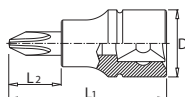
PROFILE
TX



PROFILE
ZX

**236 PH** 3/8" CROSSTIP SCREWDRIVER SOCKETS

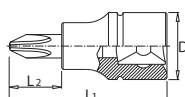
material: socket: chrome molybdenum
bit: special tool steel



| Code | EAN | + | D | L1 | L2 | 📦 |
|--------|--------|------|----|----|----|----|
| 612092 | 120928 | PH 1 | 18 | 48 | 22 | 33 |
| 612093 | 120935 | PH 2 | 18 | 48 | 22 | 34 |
| 612094 | 120942 | PH 3 | 18 | 48 | 22 | 34 |

**236 PZ** 3/8" DOUBLE CROSSTIP SCREWDRIVER SOCKETS

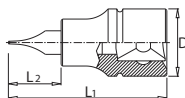
material: socket: chrome molybdenum
bit: special tool steel



| Code | EAN | + | D | L1 | L2 | 📦 |
|--------|--------|------|----|----|----|----|
| 612095 | 120959 | PZ1 | 18 | 48 | 22 | 33 |
| 612096 | 120966 | PZ 2 | 18 | 48 | 22 | 34 |
| 612097 | 120973 | PZ 3 | 18 | 48 | 22 | 34 |

**236 SL** 3/8" SLOTTED SCREWDRIVER SOCKETS

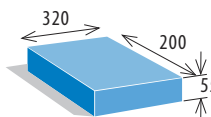
material: socket: chrome molybdenum
bit: special tool steel



| Code | EAN | — | D | L1 | L2 | 📦 |
|--------|--------|-----|----|----|----|----|
| 612098 | 120980 | 5.5 | 18 | 48 | 22 | 34 |
| 612099 | 120997 | 8 | 18 | 48 | 22 | 38 |
| 612100 | 121000 | 10 | 18 | 48 | 22 | 50 |

239 A SOCKET SET 3/8" IN METAL BOX

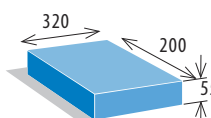
| Code | EAN | Set | 📦 | 📦 |
|--------|--------|------|----|------|
| 612509 | 125091 | 6-22 | 24 | 3870 |



| Art. | Dim. |
|-----------|--|
| 238 | 6,7,8,9,10,11,12,13,14,15,16,17,18,19,20,21,22 |
| 238.1A BI | 200 |
| 238.2 BI | 255 |
| 238.3 | 165 |
| 238.4 | 250 |
| 238.5 | 125 |
| 238.6 | 54 |
| 238.7 | 3/8"-1/2" |

239A12P24 SOCKET SET 3/8" IN METAL BOX

| Code | EAN | Set | 📦 | 📦 |
|--------|--------|------|----|------|
| 617117 | 171173 | 6-22 | 24 | 3870 |

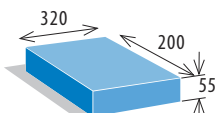


| Art. | Dim. |
|-----------|--|
| 238 | 6,7,8,9,10,11,12,13,14,15,16,17,18,19,20,21,22 |
| 238.1A BI | 200 |
| 238.2 BI | 255 |
| 238.3 | 165 |
| 238.4 | 250 |
| 238.5 | 125 |
| 238.6 | 54 |
| 238.7 | 3/8"-1/2" |




239 B SOCKET SET 3/8" IN METAL BOX

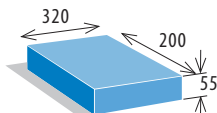
| Code | EAN | Set | | |
|--------|--------|-----------|----|------|
| 612510 | 125107 | 3/8"-7/8" | 16 | 2650 |



| Art. | | | Dim. |
|------------|--|--|---|
| 238 | | | 3/8, 7/16, 1/2, 9/16, 5/8, 11/16, 3/4, 13/16, 7/8 |
| 238.1 A BI | | | 200 |
| 238.2 BI | | | 255 |
| 238.3 | | | 165 |
| 238.4 | | | 250 |
| 238.5 | | | 125 |
| 238.6 | | | 54 |
| 238.7 | | | 3/8"-1/2" |

239 D SOCKET SET 3/8" IN METAL BOX

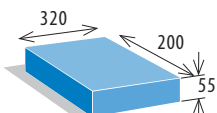
| Code | EAN | Set | | |
|--------|--------|------|----|------|
| 613073 | 130736 | 6-19 | 30 | 3870 |



| Art. | | | Dim. |
|------------|--|--|--|
| 238 | | | 6, 7, 8, 9, 10, 11, 12, 13, 14, 15, 16, 17, 18, 19 |
| 238.1 A BI | | | 200 |
| 238.3 | | | 165 |
| 238.4 | | | 250 |
| 238.5 | | | 125 |
| 238.6 | | | 54 |
| 238.3L | | | 200 |
| 236 HX | | | 4, 5, 6, 8, 10 |
| 236 HXL | | | 4, 5, 6, 8, 10 |

239 C SOCKET SET 3/8" IN METAL BOX

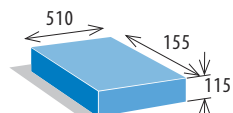
| Code | EAN | Set | | |
|--------|--------|------|----|------|
| 613072 | 130729 | 6-22 | 30 | 3870 |



| Art. | | | Dim. |
|-----------|--|--|--|
| 238 | | | 6, 7, 8, 9, 10, 11, 12, 13, 14, 15, 16, 17, 18, 19, 20, 21, 22 |
| 238.1A BI | | | 200 |
| 238.3 | | | 165 |
| 238.4 | | | 250 |
| 238.5 | | | 125 |
| 238.6 | | | 54 |
| 236 HX | | | 4, 5, 6, 8, |
| 236 PH | | | PH2, PH3 |
| 236 SL | | | 5, 5, 8 |

238 MS SOCKET SET 3/8" ON METAL STAND

| Code | EAN | Set | | |
|--------|--------|------|-----|--|
| 610565 | 105659 | 6-22 | 100 | |

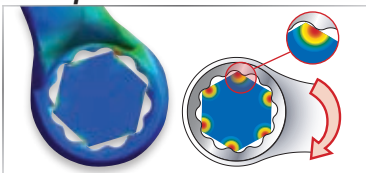


| Art. | | | Dim.(Pcs) |
|------|--|--|---|
| 238 | | | 6(7)+7(7)+8(7)+9(7)+10(7)+11(7)+12(7)+13(7)+14(6)+15(6)+16(5)+17(5)+18(5)+19(5)+20(4)+21(4)+22(4) |

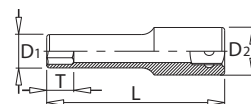
| | |
|-------|--|
| 980 C | |
|-------|--|



"LIFE profil"

**190 L** 1/2" SOCKET, LONG TYPE, 12 POINT

material: chrom molybdenum
chrome plated
polished
hardness: DIN 899 range II (42 - 48 HRC)
jaw opening: DIN 475 range I
rust prevention DIN EN 12540
torque: DIN 899 range E
4 - point Dimension DIN 3120 range C



DIN 3124, ISO 2725-1

| Code | EAN | mm | D1 | D2 | L | T min | kg |
|--------|--------|----|------|------|----|-------|-----|
| 610762 | 107622 | 10 | 15 | 22 | 77 | 12 | 99 |
| 610763 | 107639 | 11 | 16,3 | 22 | 77 | 12 | 105 |
| 610764 | 107646 | 12 | 17,6 | 22 | 77 | 12 | 95 |
| 610765 | 107653 | 13 | 18,8 | 22 | 77 | 12 | 102 |
| 610766 | 107660 | 14 | 20,4 | 22 | 77 | 15 | 107 |
| 610767 | 107677 | 15 | 21,6 | 20,7 | 77 | 15 | 101 |
| 610768 | 107684 | 16 | 22,9 | 21,5 | 77 | 15 | 116 |
| 610769 | 107691 | 17 | 24 | 22 | 77 | 15 | 125 |
| 610770 | 107707 | 18 | 25,4 | 23 | 77 | 18 | 145 |
| 610771 | 107714 | 19 | 26 | 21 | 77 | 18 | 135 |
| 610772 | 107721 | 20 | 27,9 | 24 | 77 | 18 | 171 |
| 610773 | 107738 | 21 | 28 | 25 | 77 | 18 | 161 |
| 610774 | 107745 | 22 | 30 | 26 | 77 | 21 | 192 |
| 610775 | 107752 | 23 | 31,6 | 27 | 77 | 21 | 221 |
| 610776 | 107769 | 24 | 32 | 28 | 77 | 24 | 218 |
| 610777 | 107776 | 27 | 36 | 30 | 77 | 27 | 272 |
| 610778 | 107783 | 30 | 40 | 34 | 77 | 30 | 311 |
| 610779 | 107790 | 32 | 42 | 36 | 77 | 33 | 321 |



| Code | EAN | inch | D1 | D2 | L | T min | kg |
|--------|--------|---------|------|------|----|-------|-----|
| 610780 | 107806 | 3/8" | 15 | 22 | 77 | 12 | 100 |
| 610781 | 107813 | 7/16" | 16,3 | 22 | 77 | 12 | 105 |
| 610782 | 107820 | 1/2" | 18,8 | 22 | 77 | 15 | 105 |
| 610783 | 107837 | 9/16" | 20,4 | 22 | 77 | 15 | 105 |
| 610784 | 107844 | 19/32" | 21,6 | 20,7 | 77 | 15 | 100 |
| 610785 | 107851 | 5/8" | 22,9 | 21,5 | 77 | 15 | 115 |
| 610786 | 107868 | 11/16" | 24 | 22 | 77 | 15 | 120 |
| 610787 | 107875 | 3/4" | 26 | 23 | 77 | 18 | 135 |
| 610788 | 107882 | 25/32" | 27,9 | 24 | 77 | 18 | 170 |
| 610789 | 107899 | 13/16" | 28 | 25 | 77 | 18 | 165 |
| 610790 | 107905 | 7/8" | 30 | 26 | 77 | 21 | 190 |
| 610791 | 107912 | 15/16" | 32 | 28 | 77 | 24 | 215 |
| 610792 | 107929 | 1" | 34 | 30 | 77 | 24 | 260 |
| 610793 | 107936 | 1,1/16" | 36 | 30 | 77 | 27 | 272 |
| 610794 | 107943 | 1,1/8" | 38 | 32 | 77 | 27 | 278 |
| 610795 | 107950 | 1,3/16" | 40 | 34 | 77 | 30 | 310 |
| 610796 | 107967 | 1,1/4" | 42 | 36 | 77 | 33 | 320 |

DIN 3124, ISO 2725-1

| Code | EAN | mm | L | D1 | D2 | T min | kg |
|--------|--------|----|----|------|------|-------|-----|
| 605307 | 053073 | 8 | 38 | 13,2 | 22,9 | 12 | 51 |
| 610155 | 101552 | 9 | 38 | 13,9 | 22,9 | 12 | 51 |
| 600851 | 008516 | 10 | 38 | 15 | 22,9 | 12 | 56 |
| 600852 | 008523 | 11 | 38 | 16,3 | 22,9 | 12 | 58 |
| 600853 | 008530 | 12 | 38 | 17,9 | 22,9 | 12 | 58 |
| 600854 | 008547 | 13 | 38 | 18,8 | 22,9 | 12 | 59 |
| 600855 | 008554 | 14 | 38 | 19,7 | 22,9 | 12 | 60 |
| 600856 | 008561 | 15 | 38 | 20,4 | 22,9 | 12 | 63 |
| 600857 | 008578 | 16 | 38 | 22,9 | 21,5 | 12 | 63 |
| 600858 | 008585 | 17 | 38 | 24,3 | 22 | 12 | 78 |
| 600859 | 008592 | 18 | 38 | 25,5 | 23 | 12 | 89 |
| 600860 | 008608 | 19 | 38 | 26,8 | 24 | 14 | 98 |
| 600861 | 008615 | 20 | 38 | 28,1 | 24 | 14 | 112 |
| 600862 | 008622 | 21 | 38 | 29,3 | 25 | 14 | 123 |
| 600863 | 008639 | 22 | 38 | 30,4 | 25 | 14 | 137 |
| 600864 | 008646 | 23 | 40 | 31,7 | 26 | 14 | 142 |
| 600865 | 008653 | 24 | 42 | 33,1 | 28 | 16 | 158 |
| 600866 | 008660 | 25 | 42 | 34,2 | 29 | 16 | 122 |
| 600867 | 008677 | 26 | 42 | 35,3 | 30 | 16 | 121 |
| 600868 | 008684 | 27 | 43 | 37 | 30 | 18 | 176 |
| 600869 | 008691 | 28 | 43 | 38 | 31 | 20 | 180 |
| 610156 | 101569 | 29 | 43 | 39 | 32 | 20 | 185 |
| 600871 | 008714 | 30 | 46 | 40,7 | 34 | 22 | 191 |
| 600872 | 008721 | 32 | 46 | 43,2 | 36 | 22 | 202 |



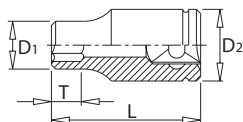
| Code | EAN | inch | L | D1 | D2 | T min | kg |
|--------|--------|---------|----|------|------|-------|-----|
| 610105 | 101057 | 5/16" | 38 | 13,2 | 22,9 | 12 | 53 |
| 610106 | 101064 | 3/8" | 38 | 15 | 22,9 | 12 | 54 |
| 610107 | 101071 | 7/16" | 38 | 16,3 | 22,9 | 12 | 54 |
| 610108 | 101088 | 1/2" | 38 | 18,8 | 22,9 | 12 | 59 |
| 610109 | 101095 | 9/16" | 38 | 20,4 | 22,9 | 12 | 61 |
| 610110 | 101101 | 5/8" | 38 | 22,9 | 21,5 | 12 | 61 |
| 610111 | 101118 | 11/16" | 38 | 25,5 | 23 | 12 | 87 |
| 610112 | 101125 | 3/4" | 38 | 26,8 | 24 | 14 | 95 |
| 610113 | 101132 | 13/16" | 38 | 29,3 | 25 | 14 | 122 |
| 610114 | 101149 | 7/8" | 40 | 31,7 | 26 | 14 | 146 |
| 610115 | 101156 | 15/16" | 42 | 33,1 | 28 | 16 | 160 |
| 610116 | 101163 | 1" | 42 | 35,3 | 30 | 16 | 183 |
| 610117 | 101170 | 1,1/16" | 43 | 37 | 30 | 18 | 191 |
| 610118 | 101187 | 1,1/8" | 43 | 39 | 32 | 20 | 203 |
| 610119 | 101194 | 1,3/16" | 46 | 40,7 | 34 | 22 | 244 |
| 610120 | 101200 | 1,1/4" | 46 | 43,2 | 36 | 22 | 275 |





190 1/2" SOCKET, 12 POINT

material: chrom molybdenum
chrome plated
polished
hardness: DIN 899 range II (42 - 48 HRC)
jaw opening : DIN 475 range I
rust prevention DIN EN 12540
torque: DIN 899 range E
4 - point Dimension DIN 3120 range C



DIN 3124, ISO 2725-1

| Code | EAN | mm | D1 | D2 | L | T min | |
|--------|--------|----|------|------|----|-------|-----|
| 603812 | 038124 | 10 | 15 | 22,9 | 38 | 12 | 56 |
| 603813 | 038131 | 11 | 16,3 | 22,9 | 38 | 12 | 58 |
| 603814 | 038148 | 12 | 17,9 | 22,9 | 38 | 12 | 58 |
| 603815 | 038155 | 13 | 18,8 | 22,9 | 38 | 12 | 59 |
| 603816 | 038162 | 14 | 19,7 | 22,9 | 38 | 12 | 60 |
| 603817 | 038179 | 15 | 20,4 | 22,9 | 38 | 12 | 63 |
| 603818 | 038186 | 16 | 22,9 | 21,5 | 38 | 12 | 63 |
| 603819 | 038193 | 17 | 24,3 | 22 | 38 | 12 | 78 |
| 603820 | 038209 | 18 | 25,5 | 23 | 38 | 12 | 89 |
| 603821 | 038216 | 19 | 26,8 | 24 | 38 | 14 | 98 |
| 603822 | 038223 | 20 | 28,1 | 24 | 38 | 14 | 112 |
| 603823 | 038230 | 21 | 29,3 | 25 | 38 | 14 | 123 |
| 603824 | 038247 | 22 | 30,4 | 25 | 38 | 14 | 137 |
| 603825 | 038254 | 23 | 31,7 | 26 | 40 | 14 | 142 |
| 603826 | 038261 | 24 | 33,1 | 28 | 42 | 16 | 158 |
| 603827 | 038278 | 27 | 37 | 30 | 43 | 18 | 176 |
| 603828 | 038285 | 30 | 40,7 | 34 | 46 | 22 | 191 |
| 603829 | 038292 | 32 | 43,2 | 36 | 46 | 22 | 202 |



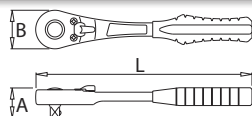
| Code | EAN | mm | D1 | D2 | L | T min | |
|--------|--------|---------|------|------|----|-------|-----|
| 609366 | 093666 | 3/8" | 15 | 22,9 | 38 | 12 | 54 |
| 609367 | 093673 | 7/16" | 16,3 | 22,9 | 38 | 12 | 54 |
| 609368 | 093680 | 1/2" | 18,8 | 22,9 | 38 | 12 | 59 |
| 609369 | 093697 | 9/16" | 20,4 | 22,9 | 38 | 12 | 61 |
| 609370 | 093703 | 19/32" | 20,4 | 20,7 | 38 | 12 | 61 |
| 609371 | 093710 | 5/8" | 22,9 | 21,5 | 38 | 12 | 61 |
| 609372 | 093727 | 11/16" | 25,5 | 23 | 38 | 12 | 87 |
| 609373 | 093734 | 3/4" | 26,8 | 24 | 38 | 14 | 95 |
| 609374 | 093741 | 25/32" | 27,9 | 24 | 38 | 14 | 62 |
| 609375 | 093758 | 13/16" | 29,3 | 25 | 38 | 14 | 122 |
| 609376 | 093765 | 7/8" | 31,7 | 26 | 40 | 14 | 146 |
| 609377 | 093772 | 15/16" | 33,1 | 28 | 42 | 16 | 160 |
| 609378 | 093789 | 1" | 35,3 | 30 | 42 | 16 | 183 |
| 609379 | 093796 | 1,1/16" | 37 | 30 | 43 | 18 | 191 |
| 609380 | 093802 | 1,1/8" | 39 | 32 | 43 | 20 | 203 |
| 609381 | 093819 | 1,3/16" | 40,7 | 34 | 46 | 22 | 244 |
| 609382 | 093826 | 1,1/4" | 43,2 | 36 | 46 | 22 | 275 |



1/2"

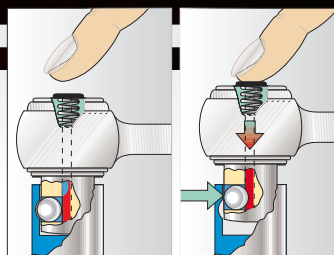
190.1 1/2" REVERSIBLE RACHET

material: special composition for hardening and tempering
with 36 - teeth



DIN 3122 type D, ISO 3315 No. 252

| Code | EAN | L | A | B | |
|--------|--------|-----|------|----|-----|
| 605251 | 052519 | 245 | 41,5 | 44 | 530 |




SAFETY LOCK SYSTEM

*The socket is released from ratchet with by simply pressing the button

HIGHER SPEED AND EFFECTIVENESS

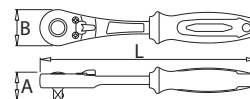
*Speed of work will be assured with the locking system and mechanism for releasing the socket



1/2"

190.1A BI 1/2" REVERSIBLE RATCHET

material: special composition for hardening and tempering
ergonomic heavy duty double component handle
75 - teeth



DIN 3122 type D, ISO 3315 No. 252


| Code | EAN | L | A | B | |
|--------|--------|-----|----|----|-----|
| 611782 | 117829 | 260 | 36 | 45 | 430 |



1/2"

190.2 1/2" SWIVEL HANDLE

material: chrom molybdenum



DIN 3122 type F, ISO 3315 No. 252

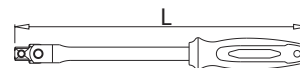
| Code | EAN | L | |
|--------|--------|-----|-----|
| 600878 | 008783 | 380 | 540 |
| 607375 | 073750 | 450 | 580 |



1/2"

190.2 BI 1/2" SWIVEL HANDLE

material: chrom molybdenum
ergonomic heavy duty double component handle



DIN 3122 type F, ISO 3315 No. 252

| Code | EAN | L | |
|--------|--------|-----|-----|
| 611899 | 118994 | 390 | 575 |
| 611900 | 119007 | 460 | 615 |



190.11 SET OF SPARE PARTS FOR 190.1A BI

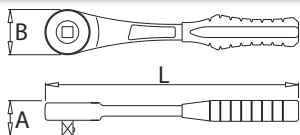
| Code | EAN | |
|--------|--------|----|
| 612504 | 125046 | 12 |



1/2"

190.9 1/2" ONEWAY RATCHET

material: special composition for hardening and tempering



DIN 3122 type C, ISO 3315 No. 256

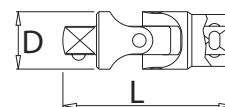
| Code | EAN | A | B | L | |
|--------|--------|----|------|-----|-----|
| 600909 | 009094 | 38 | 43,5 | 252 | 460 |



1/2"

190.6 1/2" UNIVERSAL JOINT

material: chrome vanadium
chrome plated



DIN 3123 type C, ISO 3316 No. 205

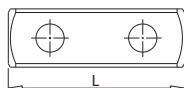
| Code | EAN | D | L | |
|--------|--------|----|------|----|
| 600873 | 008738 | 23 | 75,5 | 45 |



1/2"

190.10 REPLACEMENT SQUARE 1/2"

oneway ratchet 190.9



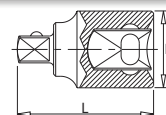
| Code | EAN | | L | |
|--------|--------|------|----|----|
| 603378 | 033785 | 1/2" | 40 | 46 |



1/2"

190.7 1/2" ADAPTOR

material: chrome vanadium
chrome plated
polished head



DIN 3123 type A

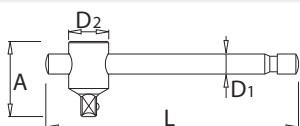
| Code | EAN | | D | L | |
|--------|--------|-------------|----|----|----|
| 603334 | 033341 | 1/2" - 3/8" | 23 | 38 | 45 |
| 607975 | 079752 | 1/2" - 3/4" | 22 | 35 | 45 |



1/2"

190.3 1/2" SLIDING T - HANDLE

material: chrome vanadium
chrome plated



DIN 3122 type A, ISO 3315 No. 253


| Code | EAN | L | A | D1 | D2 | |
|--------|--------|-----|----|----|------|-----|
| 600876 | 008769 | 300 | 45 | 14 | 25,5 | 440 |



1/2"

190.4 1/2" EXTENSION BAR, LONG

material: chrome vanadium
chrome plated
polished head



DIN 3123 type B, ISO 3316 No. 204

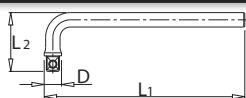
| Code | EAN | L | D1 | D2 | |
|--------|--------|-----|------|----|-----|
| 600875 | 008752 | 250 | 16,8 | 24 | 320 |



1/2"

190.3 L OFFSET HANDLE 1/2"

material: chrome vanadium
chrome plated



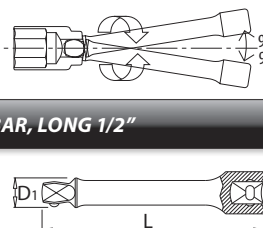
| Code | EAN | L1 | L2 | D | |
|--------|--------|-----|----|------|-----|
| 610933 | 109336 | 250 | 59 | 16,8 | 360 |



1/2"

190.4 S BALL END EXTENSION BAR, LONG 1/2"

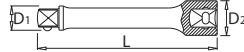
material: chrome vanadium
chrome plated
polished head



| Code | EAN | L | D1 | D2 | |
|--------|--------|-----|------|----|-----|
| 610907 | 109077 | 250 | 16,4 | 24 | 320 |

1/2"
190.5 1/2" EXTENSION BAR, SHORT

material: chrome vanadium
chrome plated
polished head


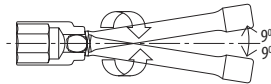


DIN 3123 type B, ISO 3316 No. 204

| Code | EAN | L | D1 | D2 | Weight |
|--------|--------|-----|------|----|--------|
| 600874 | 008745 | 125 | 16,8 | 24 | 180 |
| 607955 | 079554 | 75 | 16,8 | 24 | 110 |


1/2"
190.5 S 1/2" BALL END EXTENSION, SHORT

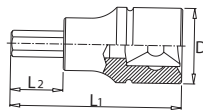
material: chrome vanadium
chrome plated
polished head



| Code | EAN | L | D1 | D2 | Weight |
|--------|--------|-----|------|----|--------|
| 610908 | 109084 | 125 | 16,8 | 24 | 180 |
| 610909 | 109091 | 75 | 16,8 | 24 | 110 |


1/2"
192 HX HEXAGONAL SCREWDRIVER SOCKETS 1/2"

material: socket: chrome molybdenum. Chrome plated. Polished
bit: special tool steel



| Code | EAN | Hexagon | D | L1 | L2 | Weight |
|--------|--------|---------|------|----|----|--------|
| 600978 | 009780 | 4 | 23 | 60 | 24 | 58 |
| 603420 | 034201 | 5 | 23 | 60 | 24 | 58 |
| 603421 | 034218 | 6 | 23 | 60 | 24 | 58 |
| 603422 | 034225 | 7 | 23 | 60 | 24 | 70 |
| 603423 | 034232 | 8 | 23 | 60 | 24 | 76 |
| 605923 | 059235 | 9 | 23 | 60 | 24 | 80 |
| 603424 | 034249 | 10 | 23 | 60 | 24 | 90 |
| 603425 | 034256 | 12 | 23 | 60 | 24 | 100 |
| 603426 | 034263 | 14 | 23 | 60 | 24 | 111 |
| 603427 | 034270 | 17 | 24 | 60 | 20 | 163 |
| 603428 | 034287 | 19 | 26,5 | 60 | 20 | 182 |



PROFILE
HX



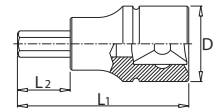
PROFILE
TX



PROFILE
ZX


1/2"
192 HXL LONG HEXAGONAL SCREWDRIVER SOCKETS 1/2"

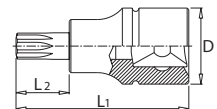
material: socket: chrome molybdenum. Chrome plated. Polished
bit: special tool steel



| Code | EAN | Hexagon | D | L1 | L2 | Weight |
|--------|--------|---------|------|-----|----|--------|
| 603380 | 033808 | 5 | 22,9 | 100 | 64 | 65 |
| 603381 | 033815 | 6 | 22,9 | 100 | 64 | 74 |
| 603383 | 033839 | 7 | 22,9 | 100 | 64 | 80 |
| 603384 | 033846 | 8 | 22,9 | 100 | 64 | 92 |
| 603386 | 033860 | 10 | 22,9 | 100 | 64 | 112 |
| 603455 | 034553 | 12 | 22,9 | 100 | 64 | 134 |


1/2"
192 TX SCREWDRIVER SOCKETS WITH TX PROFILE 1/2"

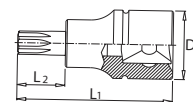
material: socket: chrome molybdenum. Chrome plated. Polished
bit: special tool steel



| Code | EAN | Star | D | L1 | L2 | Weight |
|--------|--------|-------|------|----|----|--------|
| 605562 | 055626 | TX 20 | 22,9 | 52 | 16 | 68 |
| 605563 | 055633 | TX 25 | 22,9 | 52 | 16 | 68,5 |
| 605564 | 055640 | TX 27 | 22,9 | 52 | 16 | 68,8 |
| 605565 | 055657 | TX 30 | 22,9 | 52 | 16 | 69,9 |
| 605566 | 055664 | TX 40 | 22,9 | 52 | 16 | 71,2 |
| 605567 | 055671 | TX 45 | 22,9 | 52 | 16 | 72,7 |
| 605568 | 055688 | TX 50 | 22,9 | 52 | 16 | 75 |
| 605569 | 055695 | TX 55 | 22,9 | 57 | 21 | 80 |
| 605570 | 055701 | TX 60 | 22,9 | 57 | 21 | 90 |


1/2"
192 TXL 1/2" SCREWDRIVER SOCKETS WITH TX PROFILE

material: socket: chrome molybdenum. Chrome plated. Polished
bit: special tool steel



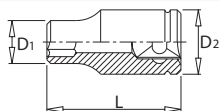
| Code | EAN | Star | D | L1 | L2 | Weight |
|--------|--------|-------|------|-----|----|--------|
| 612422 | 124223 | TX 20 | 22,9 | 100 | 64 | 81 |
| 612423 | 124230 | TX 25 | 22,9 | 100 | 64 | 81 |
| 612424 | 124247 | TX 27 | 22,9 | 100 | 64 | 81 |
| 612425 | 124254 | TX 30 | 22,9 | 100 | 64 | 81 |
| 612426 | 124261 | TX 40 | 22,9 | 100 | 64 | 85 |
| 612427 | 124278 | TX 45 | 22,9 | 100 | 64 | 87 |
| 612428 | 124285 | TX 50 | 22,9 | 100 | 64 | 89 |
| 612429 | 124292 | TX 55 | 22,9 | 100 | 64 | 95 |
| 612430 | 124308 | TX 60 | 22,9 | 100 | 64 | 105 |



1/2"

**191** SOCKETS WITH INTERNAL TX PROFILE 1/2"

material: chrom molybdenum
chrome plated
polished



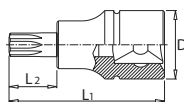
| Code | EAN | | D2 | D1 | L | |
|--------|--------|------|----|------|----|-----|
| 607141 | 071411 | E 10 | 22 | 14 | 38 | 52 |
| 607142 | 071428 | E 11 | 22 | 15 | 38 | 47 |
| 607143 | 071435 | E 12 | 22 | 15 | 38 | 50 |
| 607144 | 071442 | E 14 | 22 | 17 | 38 | 52 |
| 607145 | 071459 | E 16 | 22 | 19 | 38 | 57 |
| 607146 | 071466 | E 18 | 24 | 21 | 38 | 73 |
| 607147 | 071473 | E 20 | 26 | 23 | 40 | 90 |
| 607148 | 071480 | E 22 | 26 | 25,3 | 40 | 97 |
| 607149 | 071497 | E 24 | 28 | 27,3 | 40 | 120 |



1/2"

**192 ZX** 1/2" SCREWDRIVER SOCKETS WITH ZX PROFILE

material: socket: chrome molybdenum. Chrome
plated. Polished
bit: special tool steel



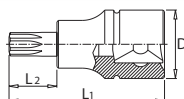
| Code | EAN | | D | L1 | L2 | |
|--------|--------|------|------|----|----|----|
| 612165 | 121659 | M 5 | 22,9 | 52 | 16 | 64 |
| 612166 | 121666 | M 6 | 22,9 | 52 | 16 | 65 |
| 612167 | 121673 | M 8 | 22,9 | 52 | 16 | 74 |
| 612168 | 121680 | M 10 | 22,9 | 57 | 21 | 79 |
| 612169 | 121697 | M 12 | 22,9 | 57 | 21 | 85 |
| 612170 | 121703 | M 14 | 22,9 | 57 | 21 | 90 |



1/2"

**192 ZXL** LONG SCREWDRIVER SOCKETS WITH ZX PROFILE 1/2"

material: socket: chrome molybdenum. Chrome
plated. Polished
bit: special tool steel



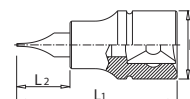
| Code | EAN | | D | L1 | L2 | |
|--------|--------|------|------|-----|----|-----|
| 612171 | 121710 | M 6 | 22,9 | 100 | 64 | 76 |
| 612172 | 121727 | M 8 | 22,9 | 100 | 64 | 85 |
| 612173 | 121734 | M 10 | 22,9 | 100 | 64 | 105 |
| 612174 | 121741 | M 12 | 22,9 | 100 | 64 | 118 |



1/2"

**192 SL** SLOTTED SCREWDRIVER SOCKETS 1/2"

material: socket: chrome molybdenum. Chrome
plated. Polished
bit: special tool steel



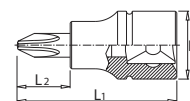
| Code | EAN | a | b | D | L1 | L2 | |
|--------|--------|-----|----|------|----|----|-----|
| 605551 | 055510 | 1,2 | 8 | 22,9 | 63 | 27 | 77 |
| 605552 | 055527 | 1,6 | 10 | 22,9 | 63 | 27 | 80 |
| 605553 | 055534 | 2 | 12 | 22,9 | 63 | 27 | 90 |
| 605554 | 055541 | 2,5 | 14 | 22,9 | 63 | 27 | 100 |
| 605555 | 055558 | 2,5 | 16 | 22,9 | 63 | 27 | 110 |



1/2"

**192 PH** CROSSTIP SCREWDRIVER SOCKETS 1/2"

material: socket: chrome molybdenum. Chrome
plated. Polished
bit: special tool steel



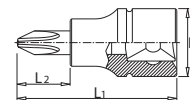
| Code | EAN | + | D | L1 | L2 | |
|--------|--------|------|------|----|----|----|
| 605556 | 055565 | PH 2 | 22,9 | 54 | 18 | 70 |
| 605557 | 055572 | PH 3 | 22,9 | 54 | 18 | 70 |
| 605558 | 055589 | PH 4 | 22,9 | 57 | 21 | 80 |



1/2"



**192 PZ** CROSSTIP SCREWDRIVER SOCKETS 1/2"

material: socket: chrome molybdenum. Chrome
plated. Polished
bit: special tool steel



| Code | EAN | + | D | L1 | L2 | |
|--------|--------|------|------|----|----|----|
| 605559 | 055596 | PZ 2 | 22,9 | 54 | 18 | 70 |
| 605560 | 055602 | PZ 3 | 22,9 | 54 | 18 | 70 |
| 605561 | 055619 | PZ 4 | 22,9 | 57 | 21 | 75 |



190BI6P14 SOCKET SET 1/2" IN METAL BOX

| Code | EAN | Set |  |  |
|--------|--------|-------|---|---|
| 611940 | 119403 | 10-24 | 14 | 4020 |



| Art. | Dim. |
|-----------|----------------------------------|
| 190 | 10,11,12,13,14,15,17,19,21,22,24 |
| 190.1A BI | 260 |
| 190.3 | 300 |
| 190.5 | 125 |

190BI12P14 SOCKET SET 1/2" IN METAL BOX

| Code | EAN | Set |  |  |
|--------|--------|-------|---|---|
| 611942 | 119427 | 10-24 | 14 | 4020 |



| Art. | Dim. |
|-----------|----------------------------------|
| 190 | 10,11,12,13,14,15,17,19,21,22,24 |
| 190.1A BI | 260 |
| 190.3 | 300 |
| 190.5 | 125 |

190BI6P23 SOCKET SET 1/2" IN METAL BOX

| Code | EAN | Set |  |  |
|--------|--------|-------|---|---|
| 612779 | 127798 | 10-32 | 23 | 3450 |



| Art. | Dim. |
|-----------|---|
| 190 | 10,11,12,13,14,15,16,17,18,19,20,21,22,23,24,27,30,32 |
| 190.1A BI | 260 |
| 190.3 | 300 |
| 190.4 | 250 |
| 190.5 | 125 |
| 190.6 | 75 |



190BI12P23 SOCKET SET 1/2" IN METAL BOX

| Code | EAN | Set |  |  |
|--------|--------|-------|---|---|
| 615327 | 153278 | 10-32 | 23 | 3450 |



| Art. | Dim. |
|-----------|---|
| 190 | 10,11,12,13,14,15,16,17,18,19,20,21,22,23,24,27,30,32 |
| 190.1A BI | 260 |
| 190.3 | 300 |
| 190.4 | 250 |
| 190.5 | 125 |
| 190.6 | 75 |



190BI6P24 SOCKET SET 1/2" IN METAL BOX

| Code | EAN | Set |  |  |
|--------|--------|-------|---|---|
| 611939 | 119397 | 10-32 | 24 | 6180 |



| Art. | Dim. |
|-----------|---|
| 190 | 10,11,12,13,14,15,16,17,18,19,20,21,22,23,24,27,30,32 |
| 190.1A BI | 260 |
| 190.2 BI | 380 |
| 190.3 | 300 |
| 190.4 | 250 |
| 190.5 | 125 |
| 190.6 | 75 |

190BI12P24 SOCKET SET 1/2" IN METAL BOX


| Code | EAN | Set |  |  |
|--------|--------|-------|---|---|
| 611941 | 119410 | 10-32 | 24 | 6180 |



| Art. | Dim. |
|-----------|---|
| 190 | 10,11,12,13,14,15,16,17,18,19,20,21,22,23,24,27,30,32 |
| 190.1A BI | 260 |
| 190.2 BI | 380 |
| 190.3 | 300 |
| 190.4 | 250 |
| 190.5 | 125 |
| 190.6 | 75 |

190MS6P49 SOCKET SET 1/2" ON METAL STAND

| Code | EAN | Set | | |
|--------|--------|-------|----|------|
| 610648 | 106489 | 10-32 | 49 | 6960 |



| Art. | Dim. |
|-------|---|
| 190 | 10(7)+13(7)+17(7)+19(6)+22(5)+24(5)+27(4)+30(4)+32(4) |
| 980 B | 000000000000 |


190MS12P49 SOCKET SET 1/2" ON METAL STAND

| Code | EAN | Set | Pcs | |
|--------|-----|-------|-----|------|
| 610650 | | 10-32 | 49 | 6960 |

| Art. | Dim. |
|-------|---|
| 190 | 10(7)+13(7)+17(7)+19(6)+22(5)+24(5)+27(4)+30(4)+32(4) |
| 980 B | 000000000000 |

190MS6P106 SOCKET SET 1/2" ON METAL STAND

| Code | EAN | Set | | |
|--------|--------|-------|-----|-------|
| 610649 | 106496 | 10-32 | 106 | 12500 |



| Art. | Dim. |
|-------|---|
| 190 | 10(7)+11(7)+12(7)+13(7)+14(7)+15(7)+16(7)+17(7)+18(6)+19(6)+20(6)+21(5)+22(5)+23(5)+24(5)+27(4)+30(4)+32(4) |
| 980 A | 000000000000 |

190MS12P106 SOCKET SET 1/2" ON METAL STAND

| Code | EAN | Set | Pcs | |
|--------|-----|-------|-----|-------|
| 610651 | | 10-32 | 106 | 12500 |

| Art. | Dim. |
|-------|---|
| 190 | 10(7)+11(7)+12(7)+13(7)+14(7)+15(7)+16(7)+17(7)+18(6)+19(6)+20(6)+21(5)+22(5)+23(5)+24(5)+27(4)+30(4)+32(4) |
| 980 A | 000000000000 |

242 A SOCKET SET 1/2" IN METAL BOX

| Code | EAN | Set | | |
|--------|--------|-------------|----|------|
| 611943 | 119434 | 3/8"-1.1/4" | 23 | 5565 |



| Art. | Dim. |
|-----------|---|
| 190 | 3/8, 7/16, 1/2, 9/16, 19/32, 5/8, 11/16, 3/4, 25/32, 13/16, 7/8, 15/16, 1.1/16, 1.1/8, 1.3/16, 1.1/4" |
| 190.1A BI | 260 |
| 190.2 BI | 380 |
| 190.3 | 300 |
| 190.4 | 250 |
| 190.5 | 125 |
| 190.6 | 75 |

242 AU SOCKET SET 1/2" IN METAL BOX

| Code | EAN | Set | | |
|--------|--------|--------------|----|------|
| 615180 | 151809 | 5/16"-1.1/4" | 22 | 3450 |



| Art. | Dim. |
|-----------|---|
| 190 | 5/16, 3/8, 7/16, 1/2, 9/16, 5/8, 11/16, 3/4, 13/16, 7/8, 15/16, 1.1/16, 1.1/8, 1.3/16, 1.1/4" |
| 190.1A BI | 260 |
| 190.2 BI | 380 |
| 190.3 | 300 |
| 190.4 | 250 |
| 190.5 | 125 |
| 190.6 | 75 |



242 B SOCKET SET 1/2" AND 1/4" IN METAL BOX

| Code | EAN | | |
|--------|--------|----|------|
| 611944 | 119441 | 43 | 7300 |



| Art. | | Dim. |
|------------|--|--|
| 188 | | 4,4.5,5,5.5,6,7,8,9,10,11,12,13,14 |
| 190 | | 10,11,12,13,14,15,17,19,22,24,27,30,32 |
| 192 HX | | 6,7,8,10,12,14,17 |
| 190.1 A BI | | 260 |
| 190.3 | | 300 |
| 190.4 | | 250 |
| 190.5 | | 125 |
| 190.6 | | 75 |
| 188.1 A BI | | 157 |
| 188.3 | | 120 |
| 188.4 | | 150 |
| 188.5 | | 50 |
| 188.6 | | 41 |

242 E SOCKET SET 1/2" IN METAL BOX

| Code | EAN | | |
|--------|--------|----|------|
| 612162 | 121628 | 28 | 7500 |



| Art. | | Dim. |
|------------|--|--|
| 190 | | 10,13,14,15,16,17,18,19,22,24,27,30,32 |
| 190 L | | 12,13,14,17,19,21,22,24,27,30 |
| 190.1 A BI | | 260 |
| 190.3 | | 300 |
| 190.4 | | 250 |
| 190.5 | | 125 |
| 190.6 | | 75 |

190-6P14 SOCKET SET 1/2" IN METAL BOX

| Code | EAN | Set | | |
|--------|--------|-------|----|------|
| 605424 | 054247 | 10-24 | 14 | 4020 |



| Art. | | Dim. |
|-------|--|----------------------------------|
| 190 | | 10,11,12,13,14,15,17,19,21,22,24 |
| 190.1 | | 245 |
| 190.3 | | 300 |
| 190.5 | | 125 |

190-6P24 SOCKET SET 1/2" IN METAL BOX

| Code | EAN | Set | | |
|--------|--------|-------|----|------|
| 600879 | 008790 | 10-32 | 24 | 6180 |



| Art. | | Dim. |
|-------|--|---|
| 190 | | 10,11,12,13,14,15,16,17,18,19,20,21,22,23,24,27,30,32 |
| 190.1 | | 245 |
| 190.2 | | 380 |
| 190.3 | | 300 |
| 190.4 | | 250 |
| 190.5 | | 125 |
| 190.6 | | 75 |

242 C SOCKET SET 1/2" IN METAL BOX

| Code | EAN | | |
|--------|--------|----|------|
| 611945 | 119458 | 22 | 4020 |



| Art. | | Dim. |
|-----------|--|--|
| 191 | | E10,E11,E12,E14,E16,E18,E20,E22,E24 |
| 192 TX | | TX20, TX25, TX27, TX30, TX40, TX45, TX50, TX55, TX60 |
| 190.1A BI | | 260 |
| 190.4 | | 250 |
| 190.5 | | 125 |
| 190.6 | | 75 |



242 D SOCKET SET 1/2" IN METAL BOX

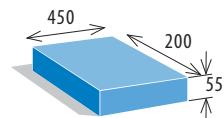
| Code | EAN | | |
|--------|--------|----|------|
| 611946 | 119465 | 20 | 4020 |















| Art. | | Dim. |
|------------|--|----------------------------|
| 192 HXL | | 5,6,7,8,10,12 |
| 192 HX | | 4,5,6,7,8,9,10,12,14,17,19 |
| 190.1 A BI | | 260 |
| 190.4 | | 250 |
| 190.5 | | 125 |


190-6P23 SOCKET SET 1/2" IN METAL BOX

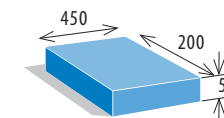
| Code | EAN | Set |  |  |
|--------|--------|-------|---|---|
| 607951 | 079516 | 10-32 | 23 | 5565 |










| Art. | | Dim. |
|-------|---|---|
| 190 |   | 10,11,12,13,14,15,16,17,18,19,20,21,22,23,24,27,30,32 |
| 190.3 |   | 300 |
| 190.4 |   | 250 |
| 190.5 |   | 125 |
| 190.6 |   | 75 |
| 190.9 |   | 252 |



190-12P14 SOCKET SET 1/2" IN METAL BOX

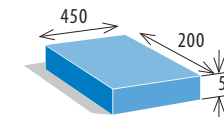
| Code | EAN | Set |  |  |
|--------|--------|-------|---|---|
| 602856 | 028569 | 10-24 | 14 | 3740 |

















| Art. | | Dim. |
|-------|---|----------------------------------|
| 190 |   | 10,11,12,13,14,15,17,19,21,22,24 |
| 190.1 |   | 245 |
| 190.3 |   | 300 |
| 190.5 |   | 125 |



190-12P24 SOCKET SET 1/2" IN METAL BOX

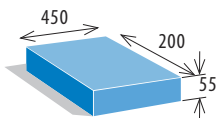
| Code | EAN | Set |  |  |
|--------|--------|-------|---|---|
| 603143 | 031439 | 10-32 | 24 | 5570 |























| Art. | | Dim. |
|-------|---|---|
| 190 |   | 10,11,12,13,14,15,16,17,18,19,20,21,22,23,24,27,30,32 |
| 190.1 |   | 245 |
| 190.2 |   | 380 |
| 190.3 |   | 300 |
| 190.4 |   | 250 |
| 190.5 |   | 125 |
| 190.6 |   | 75 |



240/1 SOCKET SET 1/2" IN METAL BOX

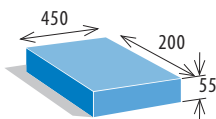
| Code | EAN |  |  |
|--------|--------|---|---|
| 605900 | 059006 | 36 | 6540 |





















| Art. | | Dim. |
|--------|---|---|
| 190 |   | 10,11,12,13,14,15,16,17,18,19,20,21,22,23,24,27,30,32 |
| 192 SL |   | 1,2X8;1,6X10;2X12 |
| 192 PH |   | PH2,PH3,PH4 |
| 192 TX |   | TX20,TX25,TX27 |
| 192 HX |   | 6,8,10,12 |
| 190.1 |   | 245 |
| 190.3 |   | 300 |
| 190.4 |   | 250 |
| 190.5 |   | 125 |
| 190.6 |   | 75 |

240/2 SOCKET SET 1/2" IN METAL BOX

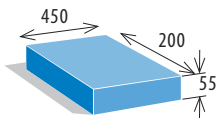
| Code | EAN |  |  |
|--------|--------|---|---|
| 605902 | 059020 | 23 | 5130 |















| Art. | | Dim. |
|--------|---|--------------------------|
| 192 HX |   | 6,8,10,12,14,17,19 |
| 192 SL |   | 1,2X8,1,6X10,2X12 |
| 192 PH |   | PH2,PH3,PH4 |
| 192 TX |   | TX20,TX25,TX27,TX30,TX40 |
| 190.1 |   | 245 |
| 190.3 |   | 300 |
| 190.4 |   | 250 |
| 190.5 |   | 125 |
| 190.6 |   | 75 |

240/3 SOCKET SET 1/2" AND COMBINATIONS WRENCHES IN METAL BOX

| Code | EAN |  |  |
|--------|--------|---|---|
| 605901 | 059013 | 27 | 5130 |



| Art. | | Dim. |
|--------|---|--|
| 120/1 |   | 10,11,12,13,14,15,16,17,18,19,20,21,22 |
| 190 |   | 10,13,14,17,19,22 |
| 192 HX |   | 8,10,12 |
| 192 TX |   | TX20,TX25,TX27 |
| 190.1 |   | 245 |
| 190.5 |   | 125 |

191 Set SET OF SOCKETS WITH INTERNAL TX PROFILE 1/2" IN METAL BOX

| Code | EAN | Set | | |
|--------|--------|---------|---|-----|
| 607314 | 073149 | E10-E24 | 9 | 980 |



| Art. | Dim. |
|------|-------------------------------------|
| 191 | E10,E11,E12,E14,E16,E18,E20,E22,E24 |

192/13 SCREWDRIVER SOCKET SET 1/2" IN METAL BOX

| Code | EAN | | |
|--------|-------|---|------|
| 603658 | 36588 | 9 | 1065 |



| Art. | Dim. |
|-------------------------|--|
| 192TX 192HX 192PH | TX27,TX30,TX45 8,10,12 PH2,PH3,PH4 |

192/10 SCREWDRIVER SOCKET SET 1/2" IN METAL BOX

| Code | EAN | | |
|--------|--------|---|-----|
| 603655 | 036557 | 9 | 995 |



| Art. | Dim. |
|----------------|--|
| 192TX 192PH | TX25,TX27,TX30,TX40,TX45,TX50 PH2,PH3,PH4 |

192/14 HEXAGONAL SCREWDRIVER SOCKET SET 1/2" IN METAL BOX

| Code | EAN | | |
|--------|--------|---|------|
| 607064 | 070643 | 9 | 1223 |



| Art. | Dim. |
|-------|-----------------------|
| 192HX | 5,6,7,8,9,10,12,14,17 |

192/11 SCREWDRIVER SOCKET SET 1/2" IN METAL BOX

| Code | EAN | | |
|--------|--------|---|------|
| 603656 | 036564 | 9 | 1042 |



| Art. | Dim. |
|----------------|---------------------------------------|
| 192TX 192HX | TX25,TX27,TX30,TX40,TX45 6,8,10,12 |

192/15 SET OF SCREWDRIVER SOCKETS WITH ZX PROFILE 1/2" IN METAL BOX

| Code | EAN | | |
|--------|--------|----|------|
| 617125 | 171258 | 10 | 1223 |



| Art. | Dim. |
|-----------------|---------------------------------------|
| 192ZX 192ZXL | M5,M6,M8,M10,M12,M14 M6,M8,M10,M12 |

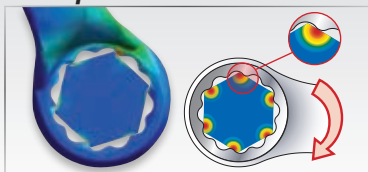
192/12 SET OF SCREWDRIVER SOCKETS WITH TX PROFILE 1/2" IN METAL BOX

| Code | EAN | | |
|--------|--------|---|------|
| 603657 | 036571 | 9 | 1105 |



| Art. | Dim. |
|-------|--|
| 192TX | TX20,TX25,TX27,TX30,TX40,TX45,TX50,TX55,TX60 |

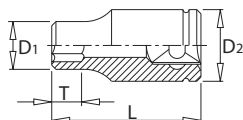
"LIFE profil"



197

3/4" SOCKETS

material: chrom molybdenum
chrome plated
polished
hardness: DIN 899 range II (42 - 48 HRC)
jaw opening : DIN 475 range I
rust prevention DIN EN 12540
torque: DIN 899 range E
4 - point Dimension DIN 3120 range C



DIN 3124, ISO 2725-1

| Code | EAN | mm | D1 | D2 | L | T | Weight |
|--------|--------|----|------|----|----|----|--------|
| 602723 | 027234 | 22 | 32,2 | 36 | 50 | 14 | 195 |
| 602724 | 027241 | 23 | 33,2 | 36 | 50 | 14 | 195 |
| 602725 | 027258 | 24 | 34,2 | 36 | 51 | 16 | 210 |
| 602726 | 027265 | 26 | 37 | 36 | 52 | 16 | 210 |
| 602727 | 027272 | 27 | 38 | 36 | 52 | 22 | 216 |
| 602728 | 027289 | 28 | 39 | 36 | 52 | 22 | 220 |
| 602729 | 027296 | 30 | 42 | 38 | 54 | 24 | 280 |
| 602730 | 027302 | 32 | 44 | 38 | 56 | 26 | 300 |
| 602731 | 027319 | 34 | 47 | 38 | 56 | 26 | 340 |
| 602732 | 027326 | 36 | 50 | 42 | 58 | 28 | 405 |
| 602733 | 027333 | 38 | 52 | 45 | 60 | 28 | 470 |
| 602734 | 027340 | 41 | 56 | 45 | 64 | 30 | 520 |
| 602735 | 027357 | 46 | 62 | 48 | 68 | 34 | 690 |
| 602736 | 027364 | 50 | 68 | 48 | 72 | 36 | 850 |
| 617527 | 175270 | 55 | 48 | 74 | 76 | 32 | 1000 |
| 603135 | 031354 | 60 | 80 | 48 | 78 | 42 | 1130 |



| Code | EAN | 7/8" | D1 | D2 | L | T | Weight |
|--------|--------|----------|------|----|----|----|--------|
| 609383 | 093833 | 7/8" | 32,2 | 36 | 50 | 14 | 210 |
| 609384 | 093840 | 15/16" | 34,2 | 36 | 51 | 16 | 210 |
| 609385 | 093857 | 1" | 37 | 36 | 52 | 16 | 210 |
| 609386 | 093864 | 1,1/16" | 38 | 36 | 52 | 22 | 210 |
| 609387 | 093871 | 1,1/8" | 40 | 38 | 52 | 22 | 230 |
| 609388 | 093888 | 1,1/4" | 44 | 38 | 56 | 24 | 280 |
| 609389 | 093895 | 1,5/16" | 46 | 38 | 56 | 26 | 330 |
| 609390 | 093901 | 1,3/8" | 48 | 42 | 58 | 26 | 360 |
| 609391 | 093918 | 1,7/16" | 50 | 42 | 58 | 28 | 400 |
| 609392 | 093925 | 1,1/2" | 52 | 45 | 60 | 28 | 450 |
| 609393 | 093932 | 1,5/8" | 56 | 45 | 64 | 30 | 540 |
| 609394 | 093949 | 1,11/16" | 58 | 45 | 65 | 32 | 570 |
| 609395 | 093956 | 1,13/16" | 62 | 48 | 68 | 34 | 650 |
| 609396 | 093963 | 1,7/8" | 64 | 48 | 70 | 34 | 700 |
| 609397 | 093970 | 2" | 68 | 48 | 72 | 36 | 750 |
| 609398 | 093987 | 2,1/16" | 70 | 48 | 72 | 36 | 900 |

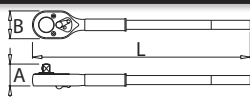


3/4"

197.1

3/4" REVERSIBLE RATCHET

material: special composition for hardening and tempering



DIN 3122 type D, ISO 3315 No. 257

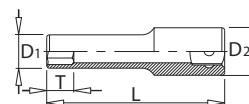
| Code | EAN | L | A | B | Weight |
|--------|--------|-----|----|------|--------|
| 602737 | 027371 | 500 | 58 | 63,5 | 1890 |



197 L

3/4" SOCKETS, LONG TYPE

material: chrom molybdenum
chrome plated
polished
hardness: DIN 899 range II (42 - 48 HRC)
jaw opening : DIN 475 range I
rust prevention DIN EN 12540
torque: DIN 899 range E
4 - point Dimension DIN 3120 range C



DIN 3124, ISO 2725-1

| Code | EAN | mm | D1 | D2 | L | T | Weight |
|--------|--------|----|------|----|----|----|--------|
| 610797 | 107974 | 22 | 32,2 | 36 | 90 | 26 | 360 |
| 610798 | 107981 | 23 | 33,2 | 36 | 90 | 26 | 360 |
| 610799 | 107998 | 24 | 34,2 | 36 | 90 | 26 | 360 |
| 610800 | 108001 | 26 | 37 | 36 | 90 | 28 | 410 |
| 610801 | 108018 | 27 | 38 | 36 | 90 | 28 | 410 |
| 610802 | 108025 | 28 | 39 | 38 | 90 | 28 | 430 |
| 610803 | 108032 | 30 | 42 | 40 | 90 | 28 | 510 |
| 610804 | 108049 | 32 | 44 | 42 | 90 | 28 | 560 |
| 610805 | 108056 | 34 | 47 | 44 | 90 | 28 | 630 |
| 610806 | 108063 | 36 | 50 | 44 | 90 | 30 | 650 |
| 610807 | 108070 | 38 | 52 | 44 | 90 | 34 | 670 |
| 610808 | 108087 | 41 | 56 | 44 | 90 | 34 | 790 |
| 610809 | 108094 | 46 | 62 | 44 | 90 | 34 | 870 |
| 610810 | 108100 | 50 | 68 | 44 | 90 | 36 | 990 |
| 610811 | 108117 | 60 | 80 | 54 | 90 | 40 | 1700 |



| Code | EAN | 7/8" | D1 | D2 | L | T | Weight |
|--------|--------|----------|------|----|----|----|--------|
| 610812 | 108124 | 7/8" | 32,2 | 36 | 90 | 26 | 360 |
| 610813 | 108131 | 15/16" | 34,2 | 36 | 90 | 26 | 360 |
| 610814 | 108148 | 1" | 37 | 36 | 90 | 26 | 410 |
| 610815 | 108155 | 1,1/16" | 38 | 36 | 90 | 28 | 410 |
| 610816 | 108162 | 1,1/8" | 40 | 38 | 90 | 28 | 460 |
| 610817 | 108179 | 1,1/4" | 44 | 42 | 90 | 28 | 560 |
| 610818 | 108186 | 1,5/16" | 46 | 44 | 90 | 30 | 620 |
| 610819 | 108193 | 1,3/8" | 48 | 44 | 90 | 30 | 640 |
| 610820 | 108209 | 1,7/16" | 50 | 44 | 90 | 30 | 650 |
| 610821 | 108216 | 1,1/2" | 52 | 44 | 90 | 34 | 670 |
| 610822 | 108223 | 1,5/8" | 56 | 44 | 90 | 34 | 790 |
| 610823 | 108230 | 1,11/16" | 60 | 44 | 90 | 34 | 830 |
| 610824 | 108247 | 1,13/16" | 62 | 44 | 90 | 34 | 870 |
| 610825 | 108254 | 1,7/8" | 64 | 44 | 90 | 34 | 960 |
| 610826 | 108261 | 2" | 68 | 44 | 90 | 36 | 990 |
| 610827 | 108278 | 2,1/16" | 70 | 54 | 90 | 36 | 1200 |

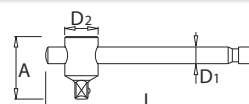


3/4"

197.3

3/4" SLIDING T- HANDLE

material: chrome vanadium
chrome plated
polished head



DIN 3122 type A, ISO 3315 No. 253

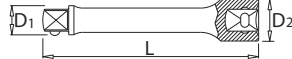
| Code | EAN | L | A | D1 | D2 | Weight |
|--------|--------|-----|----|----|----|--------|
| 602738 | 027388 | 455 | 60 | 20 | 37 | 1385 |



3/4" 3/4"

197.4 3/4" EXTENSION BAR, LONG

material: chrome vanadium
chrome plated
polished head



DIN 3123 type B, ISO 3316 No. 204

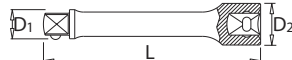
| Code | EAN | L | D1 | D2 | |
|--------|--------|-----|------|----|------|
| 602739 | 027395 | 400 | 25,3 | 36 | 1370 |



3/4" 3/4"

197.5 3/4" EXTENSION BAR, SHORT

material: chrome vanadium
chrome plated
polished head



DIN 3123 type B, ISO 3316 No. 204

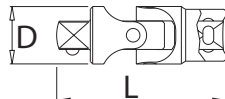
| Code | EAN | L | D1 | D2 | |
|--------|--------|-----|------|----|-----|
| 602740 | 027401 | 200 | 25,3 | 36 | 700 |



3/4" 3/4"

197.6 3/4" UNIVERSAL JOINT

material: chrome vanadium
chrome plated



DIN 3123 type C, ISO 3316 No. 205

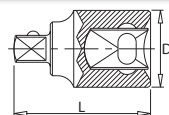
| Code | EAN | D | L | |
|--------|--------|----|-----|-----|
| 617657 | 176574 | 40 | 107 | 610 |



3/4"

197.7 ADAPTOR 3/4"

material: chrome vanadium
chrome plated
polished head



DIN 3123 type A

| Code | EAN | | D | L | |
|--------|--------|-------------|----|----|-----|
| 602741 | 027418 | 3/4" - 1/2" | 34 | 54 | 166 |
| 610695 | 106953 | 3/4" - 1" | 38 | 62 | 250 |

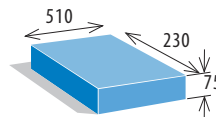


197.11 SET OF SPARE PARTS FOR 197.1

| Code | EAN | |
|--------|--------|----|
| 616806 | 168067 | 11 |

197 SET SOCKET SET 3/4" IN METAL BOX

| Code | EAN | Set | | |
|--------|--------|-------|----|-------|
| 602742 | 027425 | 22-46 | 14 | 13000 |

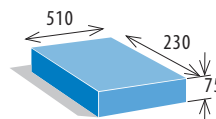


3/4"

| Art. | | | Dim. |
|-------|--|-----------|----------------------------|
| 197 | | | 22,24,27,30,32,36,38,41,46 |
| 197.1 | | 3/4" | 500 |
| 197.3 | | 3/4" | 460 |
| 197.4 | | 3/4" 3/4" | 400 |
| 197.5 | | 3/4" 3/4" | 200 |
| 197.7 | | 3/4" 1/2" | 3/4" - 1/2" |

197 SET SOCKET SET 3/4" IN METAL BOX

| Code | EAN | Set | | |
|--------|--------|-------|----|-------|
| 600954 | 009544 | 22-50 | 14 | 13500 |

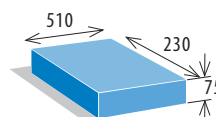


3/4"

| Art. | | | Dim. |
|-------|--|-----------|-------------------------------|
| 197 | | | 22,24,27,30,32,36,38,41,46,50 |
| 197.1 | | 3/4" | 500 |
| 197.3 | | 3/4" | 460 |
| 197.4 | | 3/4" 3/4" | 400 |
| 197.5 | | 3/4" 3/4" | 200 |


197 SET SOCKET SET 3/4" IN METAL BOX

| Code | EAN | Set | | |
|--------|--------|-------------|----|-------|
| 617119 | 171197 | 7/8"-1.7/8" | 14 | 13500 |



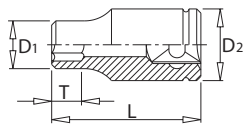
3/4"

| Art. | | | Dim. |
|-------|--|-----------|--|
| 197 | | | 7/8,15/16,1,1.1/16,1.1/8,1.1/4,1.3/8,1.1/2,1.5/8,1.7/8 |
| 197.1 | | 3/4" | 500 |
| 197.3 | | 3/4" | 460 |
| 197.4 | | 3/4" 3/4" | 400 |
| 197.5 | | 3/4" 3/4" | 200 |

**199 1" SOCKETS**

material: chrom molybdenum
chrome plated
polished
hardness: DIN 899 range II (42 - 48 HRC)
jaw opening : DIN 475 range I
rust prevention DIN EN 12540
torque: DIN 899 range E
4 - point Dimension DIN 3120 range C

DIN 3124, ISO 2725-1



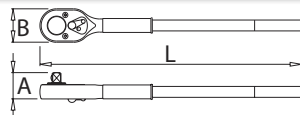
| Code | EAN | | D1 | D2 | L | T | |
|--------|--------|----|-----|----|-----|----|------|
| 603096 | 030968 | 46 | 65 | 50 | 75 | 34 | 870 |
| 603097 | 030975 | 50 | 70 | 55 | 75 | 34 | 1050 |
| 603098 | 030982 | 55 | 76 | 57 | 80 | 40 | 1270 |
| 603099 | 030999 | 60 | 82 | 57 | 84 | 42 | 1440 |
| 603100 | 031002 | 65 | 88 | 57 | 87 | 44 | 1710 |
| 603101 | 031019 | 70 | 94 | 68 | 93 | 48 | 2190 |
| 603102 | 031026 | 75 | 100 | 68 | 97 | 52 | 2460 |
| 603103 | 031033 | 80 | 105 | 68 | 103 | 54 | 2820 |



1"

199.1 1" REVERSIBLE RATCHET

material: special composition for hardening and tempering



DIN 3122 type D, ISO 3315 No. 257

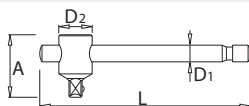
| Code | EAN | L | A | B | |
|--------|--------|-----|----|------|------|
| 603104 | 031040 | 665 | 71 | 71.5 | 4100 |



1"

199.3 1" SLIDING T - HANDLE

material: chrome vanadium
chrome plated
polished head



DIN 3122 type A, ISO 3315 No. 253


| Code | EAN | L | A | D1 | D2 | |
|--------|--------|-----|----|----|----|------|
| 603105 | 031057 | 560 | 80 | 28 | 49 | 3310 |



1"

199.4 1" EXTENSION BAR, LONG

material: chrome vanadium
chrome plated
polished head




DIN 3123 type B, ISO 3316 No. 204

| Code | EAN | L | D1 | D2 | |
|--------|--------|-----|------|----|------|
| 603106 | 031064 | 400 | 33,6 | 48 | 2380 |

**199.5 1" EXTENSION BAR, SHORT**

material: chrome vanadium
chrome plated
polished head

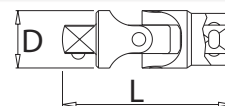


DIN 3123 type B, ISO 3316 No. 204

| Code | EAN | L | D1 | D2 | |
|--------|--------|-----|------|----|------|
| 603107 | 031071 | 200 | 33,6 | 48 | 1315 |

**199.6 1" UNIVERSAL JOINT**

material: chrome vanadium
chrome plated
polished head



DIN 3123 type C, ISO 3316 No. 205

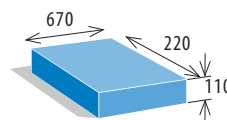
| Code | EAN | D | L | |
|--------|--------|----|-----|------|
| 617658 | 176581 | 49 | 141 | 1210 |

**199.11 SET OF SPARE PARTS FOR 199.1**

| Code | EAN | |
|--------|--------|----|
| 616807 | 168074 | 11 |

199 SET**SOCKET SET 1" IN METAL BOX**

| Code | EAN | Set | | |
|--------|--------|-------|----|-------|
| 603095 | 030951 | 46-80 | 12 | 32000 |

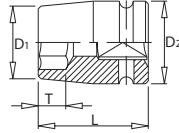


| Art. | Dim. |
|-------|-------------------------|
| 199 | 46,50,55,60,65,70,75,80 |
| 199.1 | 660 |
| 199.3 | 560 |
| 199.4 | 400 |
| 199.5 | 200 |



230 3/8" IMPACT SOCKETS

material: chrom molybdenum
black finish



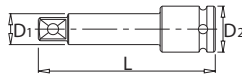
DIN 3129, ISO 2725-2

| Code | EAN | mm | D1 | D2 | L | T | |
|--------|--------|----|----|------|----|----|----|
| 612060 | 120607 | 8 | 19 | 13,8 | 30 | 8 | 35 |
| 612061 | 120614 | 9 | 19 | 15 | 30 | 8 | 35 |
| 612062 | 120621 | 10 | 19 | 16,3 | 30 | 8 | 35 |
| 612063 | 120638 | 11 | 19 | 17,5 | 30 | 9 | 40 |
| 612064 | 120645 | 12 | 19 | 19 | 30 | 9 | 40 |
| 612065 | 120652 | 13 | 22 | 20 | 30 | 10 | 45 |
| 612066 | 120669 | 14 | 22 | 21,3 | 30 | 11 | 45 |
| 612067 | 120676 | 15 | 22 | 22 | 30 | 11 | 53 |
| 612068 | 120683 | 16 | 22 | 24 | 30 | 12 | 60 |
| 612069 | 120690 | 17 | 22 | 25 | 30 | 12 | 67 |
| 612070 | 120706 | 18 | 22 | 26 | 30 | 12 | 67 |
| 612071 | 120713 | 19 | 22 | 27,5 | 30 | 19 | 77 |
| 612072 | 120720 | 20 | 22 | 28 | 30 | 13 | 90 |
| 612073 | 120737 | 21 | 22 | 30 | 30 | 13 | 90 |
| 612074 | 120744 | 22 | 23 | 32 | 30 | 13 | 90 |



230.4 3/8" IMPACT EXTENSION BAR

material: chrom molybdenum
black finish

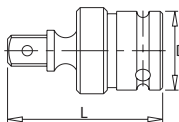


| Code | EAN | L | D1 | D2 | |
|--------|--------|-----|------|----|-----|
| 612075 | 120751 | 75 | 12,5 | 19 | 80 |
| 612076 | 120768 | 125 | 12,5 | 19 | 110 |



230.6 3/8" IMPACT UNIVERSAL JOINT

material: chrom molybdenum
black finish

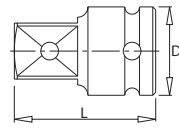


| Code | EAN | L | D | |
|--------|--------|----|------|-----|
| 612077 | 120775 | 51 | 23,9 | 120 |



230.7 3/8" IMPACT ADAPTOR

material: chrom molybdenum
black finish

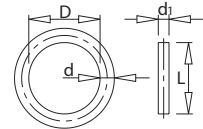


| Code | EAN | 3/8" - 1/2" | D | L | |
|--------|--------|-------------|----|----|----|
| 612078 | 120782 | 3/8" - 1/2" | 22 | 36 | 64 |



230.8 3/8" IMPACT ACCESSORIES

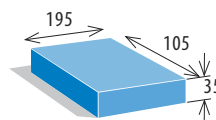
material: chrom molybdenum
black finish



| Code | EAN | Dim. | D | d | L | d1 |
|--------|--------|---------|----|-----|----|-----|
| 612079 | 120799 | 6 - 12 | 16 | 2,4 | 15 | 2,5 |
| 612080 | 120805 | 13 - 21 | 19 | 2,4 | 18 | 2,5 |
| 612081 | 120812 | 22 - 22 | 20 | 2,4 | 18 | 2,5 |

230MB1 SET OF IMPACT SOCKETS 3/8" IN METAL BOX

| Code | EAN | Set | | |
|--------|--------|------|----|------|
| 612590 | 125909 | 8-22 | 16 | 1093 |



| Art. | Dim. |
|-------|------------------------------------|
| 230 | 8,10,11,12,13,14,15,16,17,18,19,22 |
| 230.4 | 75 |
| 230.8 | 6-12,13,-21,22 |

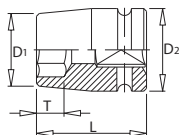
Impact socket wrenches are mainly used for machine screwing.

Because of large and fitful loads of wrenches during the machine screwing the next conditions are considered during their making for their long lifetime

- special tool steel with guaranted composition
- accurate thermic treatment for their achieving of high strength
- hard making of wrench
- protective system with ring and pin against releasing from tool

**231****1/2" IMPACT SOCKETS**

material: chrom molybdenum
black finish

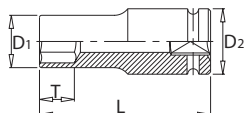


DIN 3129, ISO 2725-2

| Code | EAN | mm | D1 | D2 | L | T | Icon |
|--------|--------|----|------|----|----|----|------|
| 603962 | 039626 | 10 | 17,5 | 25 | 38 | 12 | 92 |
| 603963 | 039633 | 11 | 18,7 | 25 | 38 | 12 | 88 |
| 603964 | 039640 | 12 | 20 | 25 | 38 | 12 | 84 |
| 603965 | 039657 | 13 | 21,3 | 25 | 38 | 12 | 84 |
| 603966 | 039664 | 14 | 22,5 | 25 | 38 | 12 | 84 |
| 603967 | 039671 | 15 | 23,7 | 30 | 38 | 12 | 133 |
| 603968 | 039688 | 16 | 25 | 30 | 38 | 12 | 135 |
| 603969 | 039695 | 17 | 26,2 | 30 | 38 | 13 | 130 |
| 609399 | 093994 | 18 | 27,5 | 30 | 38 | 13 | 125 |
| 603970 | 039701 | 19 | 28,7 | 30 | 38 | 13 | 130 |
| 603971 | 039718 | 21 | 30 | 30 | 38 | 13 | 120 |
| 603972 | 039725 | 22 | 32 | 30 | 38 | 13 | 125 |
| 603973 | 039732 | 23 | 32 | 30 | 38 | 13 | 144 |
| 603974 | 039749 | 24 | 35 | 30 | 45 | 20 | 163 |
| 603975 | 039756 | 27 | 38,7 | 30 | 50 | 24 | 195 |
| 609400 | 094007 | 28 | 40 | 30 | 50 | 24 | 214 |
| 603976 | 039763 | 30 | 42 | 30 | 50 | 24 | 226 |
| 605548 | 055480 | 32 | 42 | 30 | 50 | 24 | 231 |

**231 L****1/2" IMPACT SOCKET, LONG TYPE**

material: chrom molybdenum
black finish

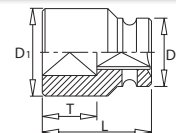


DIN 3129, ISO 2725-2

| Code | EAN | mm | D1 | D2 | L | T | Icon |
|--------|--------|----|------|----|----|----|------|
| 607918 | 079189 | 10 | 17,5 | 25 | 78 | 14 | 154 |
| 607919 | 079196 | 11 | 18,7 | 25 | 78 | 14 | 156 |
| 607920 | 079202 | 12 | 20 | 25 | 78 | 14 | 180 |
| 607921 | 079219 | 13 | 21,3 | 25 | 78 | 14 | 165 |
| 607922 | 079226 | 14 | 22,5 | 25 | 78 | 17 | 182 |
| 607923 | 079233 | 15 | 23,7 | 30 | 78 | 17 | 256 |
| 607924 | 079240 | 16 | 25 | 30 | 78 | 17 | 250 |
| 607925 | 079257 | 17 | 26,2 | 30 | 78 | 17 | 246 |
| 609401 | 094014 | 18 | 27,5 | 30 | 78 | 17 | 254 |
| 607926 | 079264 | 19 | 28,7 | 30 | 78 | 19 | 246 |
| 607927 | 079271 | 21 | 30 | 30 | 78 | 24 | 240 |
| 607928 | 079288 | 22 | 32 | 30 | 78 | 24 | 218 |
| 607929 | 079295 | 23 | 32 | 30 | 78 | 24 | 260 |
| 607930 | 079301 | 24 | 35 | 30 | 78 | 24 | 293 |
| 607931 | 079318 | 27 | 38,7 | 30 | 78 | 54 | 305 |
| 609402 | 094021 | 28 | 40 | 30 | 78 | 54 | 331 |
| 607932 | 079325 | 30 | 42 | 30 | 78 | 54 | 393 |
| 607933 | 079332 | 32 | 44 | 30 | 78 | 54 | 406 |

**231 SQ****1/2" IMPACT SOCKETS WITH 4-POINT DRIVE**

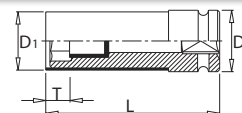
material: chrom molybdenum
black finish



| Code | EAN | mm | L | D1 | D2 | T min | Icon |
|--------|--------|----|----|----|----|-------|------|
| 616625 | 166254 | 17 | 40 | 32 | 30 | 20 | 172 |
| 616626 | 166261 | 19 | 45 | 36 | 30 | 20 | 235 |
| 616627 | 166278 | 22 | 45 | 42 | 30 | 20 | 292 |
| 616628 | 166285 | 24 | 50 | 44 | 30 | 22 | 344 |
| 616629 | 166292 | 30 | 50 | 53 | 30 | 22 | 420 |
| 616655 | 166551 | 32 | 50 | 56 | 30 | 22 | 441 |

**231P****1/2" IMPACT SOCKETS FOR ALLOY WHEELS**

material: chrom molybdenum
black finish
with plastic protection




| Code | EAN | mm | D1 | D2 | L | T | Icon |
|--------|--------|----|----|----|----|----|------|
| 616762 | 167626 | 15 | 24 | 30 | 80 | 14 | 175 |
| 616763 | 167633 | 17 | 27 | 30 | 85 | 14 | 218 |
| 616764 | 167640 | 19 | 29 | 30 | 85 | 15 | 214 |
| 616765 | 167657 | 21 | 31 | 30 | 85 | 17 | 239 |

**231P.1****PLASTIC PROTECTION FOR 231P**

| Code | EAN | mm |
|--------|--------|----|
| 616766 | 167664 | 15 |
| 616767 | 167671 | 17 |
| 616768 | 167688 | 19 |
| 616769 | 167695 | 21 |

231P CB**SET OF 1/2" IMPACT SOCKETS FOR ALLOY WHEELS**

| Code | EAN | Set | Icon | Icon |
|--------|--------|-------|------|------|
| 616770 | 167701 | 17-21 | 3 | 750 |



Art.

231P



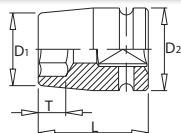
Dim.

17,19,21



231 TX 1/2" IMPACT SOCKET WITH INTERNAL TX PROFIL

material: chrom molybdenum
black finish

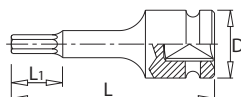


| Code | EAN | | D1 | D2 | L | T | |
|--------|--------|----|------|----|----|------|-----|
| 612880 | 128801 | 10 | 15 | 25 | 38 | 7,5 | 84 |
| 612881 | 128818 | 12 | 16 | 25 | 38 | 8,5 | 85 |
| 612882 | 128825 | 14 | 18,5 | 25 | 38 | 10 | 89 |
| 612883 | 128832 | 16 | 20 | 25 | 38 | 11 | 90 |
| 612884 | 128849 | 18 | 22 | 25 | 38 | 12 | 91 |
| 612885 | 128856 | 20 | 25 | 30 | 38 | 13,5 | 143 |
| 612886 | 128863 | 24 | 28,5 | 30 | 45 | 21 | 160 |



231A HX 1/2" IMPACT HEXAGONAL SCREWDRIVER SOCKETS

material: chrom molybdenum
black finish

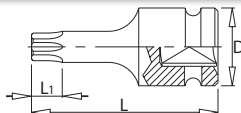


| Code | EAN | | D | L | L1 | |
|--------|--------|----|----|----|----|-----|
| 615218 | 152189 | 5 | 25 | 75 | 15 | 85 |
| 615219 | 152196 | 6 | 25 | 75 | 15 | 93 |
| 615220 | 152202 | 8 | 25 | 75 | 25 | 101 |
| 615221 | 152219 | 10 | 25 | 75 | 25 | 121 |
| 615222 | 152226 | 12 | 25 | 75 | 25 | 129 |
| 615223 | 152233 | 14 | 25 | 75 | 25 | 149 |
| 615224 | 152240 | 17 | 25 | 75 | 25 | 177 |
| 615225 | 152257 | 19 | 25 | 75 | 25 | 200 |



231A TX 1/2" IMPACT SOCKETS WITH TX PROFILE

material: chrom molybdenum
black finish

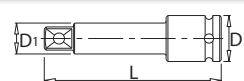


| Code | EAN | | D | L | L1 | |
|--------|--------|-------|----|----|-----|----|
| 612874 | 128740 | TX 30 | 25 | 55 | 3,3 | 79 |
| 612875 | 128757 | TX 40 | 25 | 55 | 3,3 | 80 |
| 612876 | 128764 | TX 45 | 25 | 55 | 3,6 | 82 |
| 612877 | 128771 | TX 50 | 25 | 55 | 4,5 | 84 |
| 612878 | 128788 | TX 55 | 25 | 55 | 5 | 91 |
| 612879 | 128795 | TX 60 | 25 | 55 | 7,2 | 97 |



231.4 1/2" IMPACT EXTENSION BAR, LONG

material: chrom molybdenum
black finish

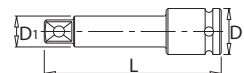


| Code | EAN | L | D1 | D2 | |
|--------|--------|-----|------|----|-----|
| 603977 | 039770 | 125 | 16,9 | 25 | 224 |



231.5 1/2" IMPACT EXTENSION BAR, SHORT

material: chrom molybdenum
black finish

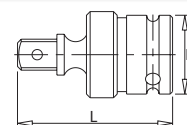


| Code | EAN | L | D1 | D2 | |
|--------|--------|----|------|----|-----|
| 603978 | 039787 | 75 | 16,9 | 25 | 150 |



231.6 1/2" IMPACT UNIVERSAL JOINT

material: chrom molybdenum
black finish

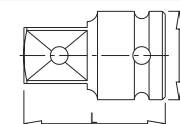


| Code | EAN | L | D | |
|--------|--------|----|----|-----|
| 609460 | 094601 | 60 | 32 | 201 |



231.7 1/2" IMPACT ADAPTOR

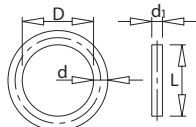
material: chrom molybdenum
black finish



| Code | EAN | | D | L | |
|--------|--------|-------------|----|----|-----|
| 603979 | 039794 | 1/2" - 3/4" | 30 | 48 | 175 |
| 612120 | 121208 | 1/2" - 3/8" | 25 | 38 | 64 |

**231.8** 1/2" IMPACT ACCESSORIES

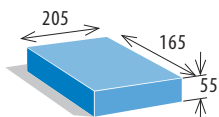
material: chrom molybdenum
black finish



| Code | EAN | Dim. | D | d | L | d1 |
|--------|--------|---------|----|---|----|----|
| 603997 | 039978 | 10 - 15 | 20 | 4 | 20 | 3 |
| 603998 | 039985 | 16 - 32 | 25 | 4 | 25 | 3 |

231MB1 SET OF IMPACT SOCKETS 1/2" IN METAL BOX

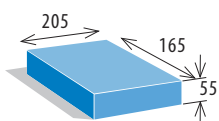
| Code | EAN | Set | | |
|--------|--------|-------|----|------|
| 612506 | 125060 | 15-30 | 12 | 2411 |



| Art. | | Dim. |
|-------|--|------------------------------------|
| 231 | | 15, 17, 18, 19, 21, 22, 24, 27, 30 |
| 231.5 | | 75 |
| 231.8 | | 10-14, 15-32 |

231MB2 SET OF IMPACT SOCKETS 1/2" IN METAL BOX

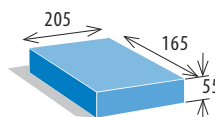
| Code | EAN | Set | | |
|--------|--------|-------|----|------|
| 612507 | 125077 | 15-30 | 12 | 3508 |



| Art. | | Dim. |
|-------|--|------------------------------------|
| 231L | | 15, 17, 18, 19, 21, 22, 24, 27, 30 |
| 231.5 | | 75 |
| 231.8 | | 10-14, 15-32 |

231MB3 SET OF IMPACT SOCKETS 1/2" IN METAL BOX

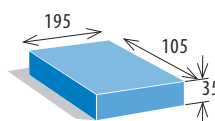
| Code | EAN | Set | | |
|--------|--------|-------|----|------|
| 612508 | 125084 | 17-24 | 12 | 3270 |



| Art. | | Dim. |
|------|--|------------------------|
| 231 | | 17, 18, 19, 21, 22, 24 |
| 231L | | 17, 18, 19, 21, 22, 24 |

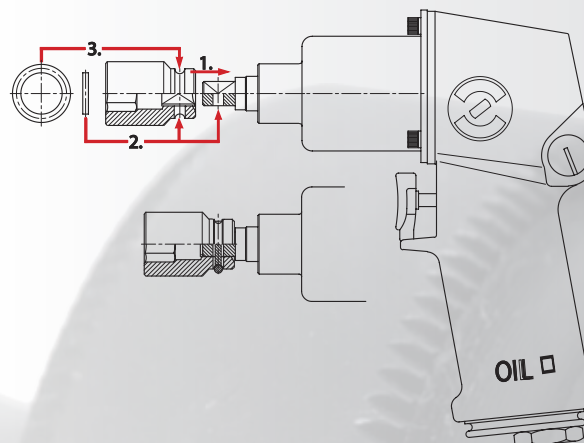
231MB4 SET OF IMPACT SOCKETS 1/2" WITH EXTERNAL AND INTERNAL TX PROFILE IN METAL BOX

| Code | EAN | | |
|--------|--------|----|------|
| 615227 | 152271 | 13 | 1620 |



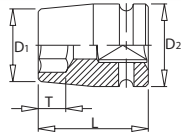
| Art. | | Dim. |
|---------|--|--|
| 231 TX | | E10,E12,E14,E16,E18,E20,E24 |
| 231A TX | | TX 30, TX 40, TX 45, TX 50, TX 55, TX 60 |

USE OF IMPACT RING AND PIN




232 3/4" IMPACT SOCKETS

material: chrom molybdenum
black finish

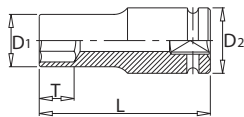


DIN 3129, ISO 2725-2

| Code | EAN | mm | D1 | D2 | L | T | |
|--------|--------|----|----|----|----|----|-----|
| 603980 | 039800 | 17 | 31 | 44 | 50 | 12 | 380 |
| 603981 | 039817 | 19 | 33 | 44 | 50 | 14 | 405 |
| 603982 | 039824 | 21 | 35 | 44 | 50 | 14 | 425 |
| 603983 | 039831 | 22 | 37 | 44 | 50 | 14 | 410 |
| 603984 | 039848 | 24 | 39 | 44 | 50 | 16 | 395 |
| 603985 | 039855 | 27 | 43 | 44 | 54 | 23 | 395 |
| 609403 | 094038 | 28 | 44 | 44 | 54 | 23 | 401 |
| 603986 | 039862 | 30 | 47 | 44 | 54 | 23 | 385 |
| 603987 | 039879 | 32 | 50 | 44 | 56 | 23 | 475 |
| 603988 | 039886 | 33 | 51 | 44 | 56 | 23 | 785 |
| 603989 | 039893 | 36 | 54 | 44 | 56 | 23 | 520 |
| 603990 | 039909 | 41 | 60 | 44 | 58 | 24 | 705 |
| 603991 | 039916 | 46 | 67 | 44 | 63 | 27 | 880 |


232 L 3/4" IMPACT SOCKETS

material: chrom molybdenum
black finish

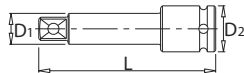


DIN 3129, ISO 2725-2

| Code | EAN | mm | D1 | D2 | L | T | |
|--------|--------|----|----|----|----|----|------|
| 607934 | 079349 | 17 | 31 | 44 | 95 | 17 | 585 |
| 607935 | 079356 | 19 | 33 | 44 | 95 | 17 | 615 |
| 607936 | 079363 | 21 | 35 | 44 | 95 | 17 | 625 |
| 607937 | 079370 | 22 | 37 | 44 | 95 | 40 | 625 |
| 607938 | 079387 | 24 | 39 | 44 | 95 | 40 | 668 |
| 607939 | 079394 | 27 | 43 | 44 | 95 | 60 | 651 |
| 609404 | 094045 | 28 | 44 | 44 | 95 | 60 | 667 |
| 607940 | 079400 | 30 | 47 | 44 | 95 | 60 | 719 |
| 607941 | 079417 | 32 | 49 | 44 | 95 | 60 | 751 |
| 607942 | 079424 | 33 | 51 | 44 | 95 | 60 | 823 |
| 607943 | 079431 | 36 | 54 | 44 | 95 | 60 | 859 |
| 607944 | 079448 | 41 | 60 | 44 | 95 | 60 | 1025 |
| 607945 | 079455 | 46 | 67 | 44 | 95 | 60 | 1370 |


232.4 3/4" IMPACT EXTENSION BAR, LONG

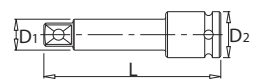
material: chrom molybdenum
black finish



| Code | EAN | L | D1 | D2 | |
|--------|--------|-----|------|----|------|
| 603992 | 039923 | 250 | 25,5 | 44 | 1060 |


232.5 3/4" IMPACT EXTENSION BAR, SHORT

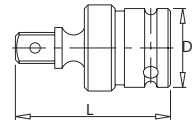
material: chrom molybdenum
black finish



| Code | EAN | L | D1 | D2 | |
|--------|--------|-----|------|----|-----|
| 603993 | 039930 | 175 | 25,5 | 44 | 875 |


232.6 3/4" IMPACT UNIVERSAL JOINT

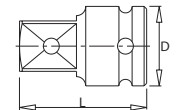
material: chrom molybdenum
black finish



| Code | EAN | L | D | |
|--------|--------|----|----|-----|
| 603994 | 039947 | 90 | 44 | 585 |


232.7 3/4" IMPACT ADAPTOR

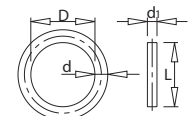
material: chrom molybdenum
black finish



| Code | EAN | | D | L | |
|--------|--------|-------------|----|----|-----|
| 603995 | 039954 | 3/4" - 1/2" | 44 | 56 | 325 |


232.8 3/4" IMPACT ACCESORIES

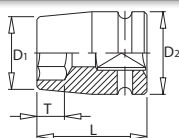
material: chrom molybdenum
black finish



| Code | EAN | Dim. | D | d | L | d1 |
|--------|--------|---------|----|-----|----|----|
| 603996 | 039961 | 17 - 46 | 35 | 4,5 | 35 | 4 |

**233 1" IMPACT SOCKETS**

material: chrom molybdenum
black finish

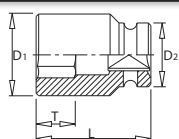


DIN 3129, ISO 2725-2

| Code | EAN | mm | D1 | D2 | L | T | |
|--------|--------|----|-----|----|-----|------|------|
| 615195 | 151953 | 22 | 40 | 54 | 58 | 17 | 640 |
| 615196 | 151960 | 24 | 42 | 54 | 58 | 17 | 650 |
| 615197 | 151977 | 27 | 46 | 54 | 58 | 17 | 658 |
| 615198 | 151984 | 30 | 50 | 54 | 60 | 21 | 698 |
| 615199 | 151991 | 32 | 52 | 54 | 60 | 21 | 680 |
| 615200 | 152004 | 33 | 53 | 54 | 60 | 21 | 665 |
| 615201 | 152011 | 34 | 55 | 54 | 62 | 21 | 716 |
| 615202 | 152028 | 36 | 56 | 54 | 65 | 30,5 | 705 |
| 615203 | 152035 | 38 | 59 | 54 | 65 | 30 | 749 |
| 615204 | 152042 | 41 | 63 | 54 | 67 | 31 | 864 |
| 615205 | 152059 | 42 | 64 | 54 | 74 | 38 | 929 |
| 615206 | 152066 | 46 | 69 | 54 | 74 | 38 | 998 |
| 615207 | 152073 | 50 | 74 | 54 | 80 | 42 | 1217 |
| 615208 | 152080 | 55 | 80 | 54 | 84 | 44,5 | 1481 |
| 615209 | 152097 | 60 | 86 | 54 | 87 | 44,5 | 1682 |
| 615210 | 152103 | 65 | 92 | 54 | 90 | 46,5 | 1955 |
| 615211 | 152110 | 70 | 99 | 54 | 96 | 51 | 2296 |
| 615212 | 152127 | 75 | 104 | 86 | 98 | 52 | 3372 |
| 615213 | 152134 | 80 | 109 | 86 | 100 | 53 | 3535 |

**233L 1" IMPACT SOCKETS, LONG TYPE**

material: chrom molybdenum
black finish

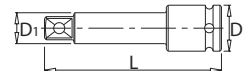


DIN 3129, ISO 2725-2

| Code | EAN | mm | D1 | D2 | L | T | |
|--------|--------|----|----|----|-----|----|------|
| 616771 | 167718 | 22 | 40 | 54 | 100 | 21 | 990 |
| 616772 | 167725 | 24 | 42 | 54 | 100 | 21 | 975 |
| 616773 | 167732 | 27 | 46 | 54 | 100 | 24 | 1027 |
| 616774 | 167749 | 30 | 50 | 54 | 100 | 24 | 1077 |
| 616775 | 167756 | 32 | 52 | 54 | 100 | 24 | 1096 |
| 616776 | 167763 | 33 | 53 | 54 | 100 | 24 | 1126 |
| 616777 | 167770 | 34 | 55 | 54 | 100 | 40 | 1157 |
| 616778 | 167787 | 36 | 56 | 54 | 100 | 65 | 1056 |
| 616779 | 167794 | 38 | 59 | 54 | 100 | 65 | 1160 |
| 616780 | 167800 | 41 | 63 | 54 | 100 | 64 | 1255 |
| 616781 | 167817 | 42 | 64 | 54 | 100 | 64 | 1220 |
| 616782 | 167824 | 46 | 69 | 54 | 100 | 63 | 1378 |
| 616783 | 167831 | 50 | 74 | 54 | 100 | 62 | 1523 |
| 616784 | 167848 | 55 | 60 | 54 | 100 | 60 | 1795 |
| 616785 | 167855 | 60 | 78 | 54 | 120 | 78 | 2338 |
| 616786 | 167862 | 65 | 80 | 54 | 125 | 80 | 2731 |
| 616787 | 167879 | 70 | 80 | 54 | 125 | 80 | 3047 |
| 616788 | 167886 | 75 | 85 | 86 | 135 | 85 | 4454 |
| 616789 | 167893 | 80 | 85 | 86 | 135 | 85 | 4605 |

**233.4 1" IMPACT EXTENSION BAR**

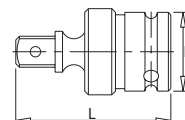
material: chrom molybdenum
black finish



| Code | EAN | L | D1 | D2 | |
|--------|--------|-----|----|----|------|
| 615214 | 152141 | 175 | 34 | 54 | 1501 |
| 615215 | 152158 | 250 | 34 | 54 | 1996 |

**233.6 1" IMPACT UNIVERSAL JOINT**

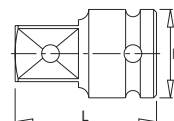
material: chrom molybdenum
black finish



| Code | EAN | L | D | |
|--------|--------|-----|----|------|
| 615216 | 152165 | 110 | 54 | 1053 |

**233.7 1" IMPACT ADAPTOR**

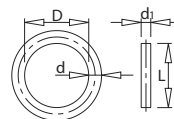
material: chrom molybdenum
black finish



| Code | EAN | | D | L | |
|--------|--------|-------------|----|------|------|
| 615217 | 152172 | 1" - 3/4" | 54 | 75 | 620 |
| 617303 | 173030 | 1" - 1,1/2" | 54 | 90,5 | 1100 |

**233.8 1" IMPACT ACCESSORIES**

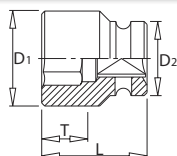
material: chrom molybdenum
black finish



| Code | EAN | Dim. | D | d | L | d1 | |
|--------|--------|---------|----|-----|----|----|----|
| 615254 | 152547 | 22 - 70 | 46 | 3,5 | 43 | 5 | 15 |
| 615255 | 152554 | 75 - 80 | 75 | 5,7 | 75 | 6 | 18 |


234 1,1/2" IMPACT SOCKETS

material: chrom molybdenum
black finish

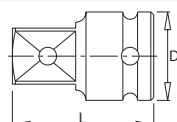


DIN 3129, ISO 2725-2

| Code | EAN | mm | D1 | D2 | L | T | |
|--------|--------|-----|-----|----|-----|----|-------|
| 616790 | 167909 | 80 | 116 | 86 | 110 | 54 | 4780 |
| 616791 | 167916 | 85 | 125 | 86 | 118 | 52 | 5907 |
| 616793 | 167930 | 90 | 130 | 86 | 118 | 52 | 6163 |
| 616794 | 167947 | 95 | 138 | 86 | 118 | 52 | 6691 |
| 616795 | 167954 | 100 | 140 | 86 | 125 | 59 | 7038 |
| 616796 | 167961 | 105 | 150 | 95 | 125 | 59 | 8515 |
| 616797 | 167978 | 110 | 156 | 95 | 125 | 59 | 8982 |
| 616798 | 167985 | 115 | 160 | 95 | 135 | 67 | 9826 |
| 616799 | 167992 | 120 | 168 | 95 | 135 | 67 | 10730 |


234.7 1,1/2" IMPACT ADAPTER

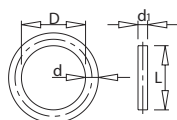
material: chrom molybdenum
black finish



| Code | EAN | | D | L | |
|--------|--------|------------------|----|-----|------|
| 616800 | 168005 | 1,1/2" - 1" | 86 | 100 | 2216 |
| 617711 | 177113 | 1,1/2" - 2,1/2" | 86 | 120 | 4000 |
| 617712 | 177120 | 1,1/2" - 5spline | 86 | 125 | 3995 |


234.8 1,1/2" IMPACT ACCESSORIES

material: chrom molybdenum
black finish

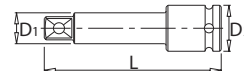


| Code | EAN | Dim. | D | d | L | d1 |
|--------|--------|----------|----|-----|----|----|
| 617126 | 171265 | 80 - 90 | 75 | 5.7 | 75 | 6 |
| 617127 | 171272 | 95 - 120 | 85 | 5.7 | 84 | 6 |

1,1/2"


234.4 1" IMPACT EXTENSION BAR

material: chrom molybdenum
black finish



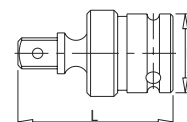
| Code | L | D1 | D2 | | |
|--------|-----|----|----|------|---|
| 617708 | 125 | 49 | 86 | 3380 | 1 |
| 617709 | 250 | 49 | 86 | 5620 | 1 |
| 617710 | 500 | 49 | 86 | 9340 | 1 |



1,1/2"

234.6 1,1/2" IMPACT UNIVERSAL JOINT

material: chrom molybdenum
black finish

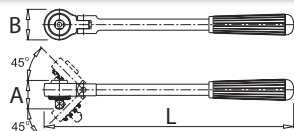


| Code | L | D | | |
|--------|-----|----|------|---|
| 617689 | 182 | 86 | 4011 | 1 |





3/8"

186.1 3/8" REVERSIBLE RATCHETmaterial: chrome vanadium
chrome plated

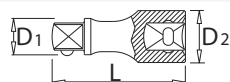
DIN 3122 type D, ISO 3315 No. 257

| Code | EAN | L | A | B | |
|--------|--------|-----|----|----|-----|
| 600775 | 007755 | 290 | 34 | 36 | 430 |



3/8"

3/8"

186.2 3/8" EXTENSION BAR, SHORTmaterial: chrome vanadium
chrome plated


DIN 3123 type B, ISO 3316 No. 204

| Code | EAN | L | D1 | D2 | |
|--------|--------|----|------|----|----|
| 600777 | 007779 | 45 | 12,5 | 18 | 50 |



3/8"

3/8"

186.3 3/8" EXTENSION BAR, LONGmaterial: chrome vanadium
chrome plated

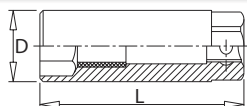
DIN 3123 type B, ISO 3316 No. 204

| Code | EAN | L | D1 | D2 | |
|--------|--------|----|------|----|----|
| 600778 | 007786 | 75 | 12,5 | 18 | 85 |



3/8"

3/8"

186.4 3/8" SPARK PLUG SOCKETSmaterial: chrom molybdenum
chrome plated

| Code | EAN | mm | D | L | |
|--------|--------|----|----|----|-----|
| 600776 | 007762 | 21 | 27 | 66 | 125 |
| 603192 | 031927 | 19 | 26 | 63 | 120 |
| 603193 | 031934 | 16 | 22 | 63 | 90 |

186 SET SET OF SPARK PLUG SOCKETS WITH ACCESSORIES 3/8"

| Code | EAN | Set | | |
|--------|--------|-----|---|-----|
| 600779 | 007793 | 21 | 4 | 710 |



| Art. | Dim. |
|-------|------|
| 186.1 | 290 |
| 186.2 | 45 |
| 186.3 | 75 |
| 186.4 | 21 |

186 SET SET OF SPARK PLUG SOCKETS WITH ACCESSORIES 3/8"

| Code | EAN | Set | | |
|--------|--------|-----|---|-----|
| 603190 | 031903 | 19 | 4 | 710 |

| Art. | Dim. |
|-------|------|
| 186.1 | 290 |
| 186.2 | 45 |
| 186.3 | 75 |
| 186.4 | 19 |

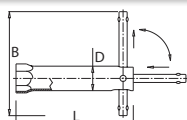
186 SET SET OF SPARK PLUG SOCKETS WITH ACCESSORIES 3/8"

| Code | EAN | Set | | |
|--------|--------|-----|---|-----|
| 603191 | 031910 | 16 | 4 | 710 |

| Art. | Dim. |
|-------|------|
| 186.1 | 290 |
| 186.2 | 45 |
| 186.3 | 75 |
| 186.4 | 16 |


185 SPARK PLUG WRENCHES

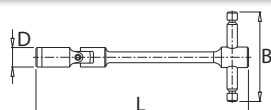
material: carbon tool steel
chrome plated



| Code | EAN | | D | L | B | |
|--------|--------|----|----|-----|-----|-----|
| 600771 | 007717 | 16 | 19 | 145 | 120 | 160 |
| 607956 | 079561 | 19 | 22 | 115 | 120 | 150 |
| 600772 | 007724 | 21 | 24 | 115 | 120 | 160 |
| 600773 | 007731 | 21 | 24 | 180 | 120 | 240 |


194 D1 T - HANDLE SPARK PLUG WRENCHES SWIVELING SOCKET

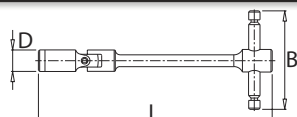
material: chrome vanadium
chrome plated



| Code | EAN | | D | B | L | |
|--------|--------|------|----|-----|-----|-----|
| 608111 | 081113 | 16 | 21 | 250 | 300 | 630 |
| 608112 | 081120 | 20,8 | 27 | 250 | 300 | 668 |


194 D1 L T - HANDLE SPARK PLUG WRENCHES SWIVELING SOCKET, LONG TYPE

material: chrome vanadium
chrome plated

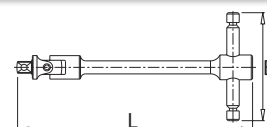


| Code | EAN | | D | B | L | |
|--------|--------|------|----|-----|-----|-----|
| 608115 | 081151 | 16 | 21 | 250 | 500 | 936 |
| 608116 | 081168 | 20,8 | 27 | 250 | 500 | 974 |

3/8"

194 B1 3/8" DRIVE SWIVEL WITH T - HANDLE

material: chrome vanadium
chrome plated



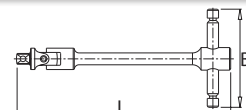
| Code | EAN | | B | L | |
|--------|--------|------|-----|-----|-----|
| 608113 | 081137 | 3/8" | 200 | 450 | 410 |



1/2"

194 B2 1/2" DRIVE SWIVEL WITH T - HANDLE

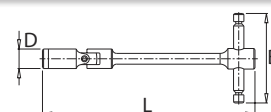
material: chrome vanadium
chrome plated




| Code | EAN | | B | L | |
|--------|--------|------|-----|-----|-----|
| 608114 | 081144 | 1/2" | 250 | 500 | 956 |


194 FLEXIBLE SOCKET WRENCHES WITH T - HANDLE

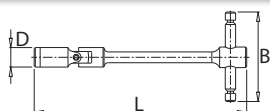
material: chrome vanadium
chrome plated




| Code | EAN | | D | B | L | |
|--------|--------|----|------|-----|-----|------|
| 600991 | 009919 | 10 | 15,3 | 180 | 495 | 499 |
| 600992 | 009926 | 11 | 16,5 | 180 | 495 | 505 |
| 600993 | 009933 | 12 | 17,9 | 180 | 495 | 505 |
| 600994 | 009940 | 13 | 19,1 | 180 | 495 | 506 |
| 600995 | 009957 | 14 | 20,4 | 180 | 495 | 508 |
| 600996 | 009964 | 17 | 23,6 | 180 | 495 | 517 |
| 602074 | 020747 | 19 | 26,1 | 300 | 520 | 1053 |
| 602748 | 027487 | 22 | 30 | 300 | 520 | 1072 |

**194 A1** FLEXIBLE SOCKET WRENCHES WITH T- HANDLE

material: chrome vanadium
chrome plated



| Code | EAN | mm | D | B | L | kg |
|--------|--------|----|------|-----|-----|-----|
| 607992 | 079929 | 6 | 10,5 | 165 | 400 | 210 |
| 607993 | 079936 | 7 | 11,5 | 165 | 400 | 210 |
| 607994 | 079943 | 8 | 12,5 | 165 | 400 | 210 |
| 607995 | 079950 | 9 | 13,8 | 175 | 450 | 340 |
| 607996 | 079967 | 10 | 15 | 175 | 450 | 392 |
| 607997 | 079974 | 11 | 16,5 | 175 | 450 | 393 |
| 607998 | 079981 | 12 | 17,5 | 175 | 450 | 394 |
| 607999 | 079998 | 13 | 19 | 175 | 450 | 395 |
| 608101 | 081014 | 14 | 20,5 | 180 | 500 | 425 |
| 608102 | 081021 | 15 | 21,7 | 180 | 500 | 425 |
| 608103 | 081038 | 16 | 23 | 180 | 500 | 430 |
| 608104 | 081045 | 17 | 24 | 180 | 500 | 430 |
| 608105 | 081052 | 18 | 25,4 | 180 | 500 | 820 |
| 608106 | 081069 | 19 | 26,6 | 220 | 500 | 880 |
| 608107 | 081076 | 20 | 27,7 | 220 | 500 | 880 |
| 608108 | 081083 | 21 | 29 | 220 | 500 | 900 |
| 608109 | 081090 | 22 | 30,5 | 220 | 500 | 900 |
| 608110 | 081106 | 24 | 33 | 220 | 500 | 920 |

**193 N** SOCKET WRENCHES WITH T- HANDLE

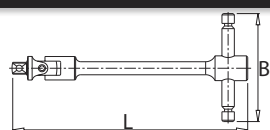
material: blade - chrome vanadium
handle - polypropylene



| Code | EAN | mm | D | L | B | kg |
|--------|--------|-----|------|-----|----|-----|
| 608283 | 082837 | 5,5 | 8 | 230 | 88 | 100 |
| 608284 | 082844 | 6 | 9 | 230 | 88 | 104 |
| 608285 | 082851 | 7 | 11 | 230 | 88 | 118 |
| 608286 | 082868 | 8 | 12 | 230 | 88 | 129 |
| 608287 | 082875 | 9 | 13 | 230 | 88 | 130 |
| 608288 | 082882 | 10 | 14 | 230 | 88 | 159 |
| 608289 | 082899 | 11 | 16 | 230 | 88 | 162 |
| 608290 | 082905 | 12 | 17,5 | 230 | 88 | 164 |
| 608291 | 082912 | 13 | 18 | 230 | 88 | 167 |
| 608292 | 082929 | 14 | 20 | 230 | 88 | 170 |
| 608293 | 082936 | 15 | 22 | 230 | 88 | 173 |
| 608294 | 082943 | 16 | 22 | 230 | 88 | 176 |
| 608295 | 082950 | 17 | 23 | 230 | 88 | 179 |

**194 C1** FLEXIBLE HEXAGONAL WRENCHES WITH T- HANDLE

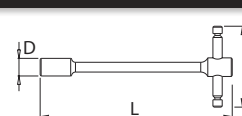
material: chrome vanadium
chrome plated



| Code | EAN | mm | B | L | kg |
|--------|--------|----|-----|-----|-----|
| 608117 | 081175 | 3 | 200 | 400 | 310 |
| 608118 | 081182 | 4 | 200 | 400 | 310 |
| 608119 | 081199 | 5 | 200 | 400 | 314 |
| 608120 | 081205 | 6 | 200 | 400 | 314 |
| 608121 | 081212 | 8 | 200 | 400 | 318 |

**196** SOCKET WRENCHES WITH T- HANDLE

material: chrome vanadium
chrome plated

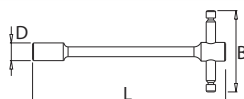


| Code | EAN | mm | D | B | L | kg |
|--------|--------|----|------|-----|-----|-----|
| 602075 | 020754 | 8 | 12,5 | 165 | 235 | 144 |
| 602076 | 020761 | 10 | 15 | 180 | 260 | 230 |
| 605000 | 050003 | 11 | 16 | 180 | 260 | 235 |
| 605001 | 050010 | 12 | 18 | 180 | 260 | 304 |
| 602077 | 020778 | 13 | 19,2 | 180 | 260 | 305 |
| 605002 | 050027 | 14 | 20,2 | 180 | 260 | 308 |
| 602078 | 020785 | 17 | 24 | 220 | 285 | 494 |




196 A1 SOCKET WRENCHES WITH T - HANDLE

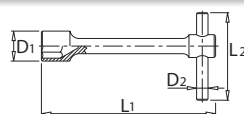
material: chrome vanadium
chrome plated



| Code | EAN | mm | D | B | L | |
|--------|--------|----|------|-----|-----|-----|
| 608122 | 081229 | 6 | 9,4 | 165 | 300 | 240 |
| 608123 | 081236 | 7 | 11 | 165 | 300 | 240 |
| 608124 | 081243 | 8 | 12,2 | 165 | 300 | 250 |
| 608125 | 081250 | 9 | 13 | 175 | 300 | 260 |
| 608126 | 081267 | 10 | 14,6 | 175 | 300 | 270 |
| 608127 | 081274 | 11 | 16 | 175 | 300 | 280 |
| 608128 | 081281 | 12 | 17,2 | 175 | 300 | 360 |
| 608129 | 081298 | 13 | 18 | 175 | 300 | 400 |
| 608130 | 081304 | 14 | 19,7 | 180 | 300 | 410 |
| 608131 | 081311 | 15 | 22 | 180 | 300 | 420 |
| 608132 | 081328 | 16 | 23 | 180 | 300 | 430 |
| 608133 | 081335 | 17 | 24 | 180 | 300 | 440 |
| 608134 | 081342 | 18 | 25,5 | 180 | 300 | 500 |
| 608135 | 081359 | 19 | 26,6 | 220 | 300 | 520 |
| 608136 | 081366 | 20 | 28 | 220 | 300 | 550 |
| 608137 | 081373 | 21 | 29 | 220 | 300 | 580 |
| 608138 | 081380 | 22 | 30 | 220 | 300 | 580 |
| 608139 | 081397 | 24 | 33 | 220 | 300 | 630 |


212 WHEEL NUT WRENCHES

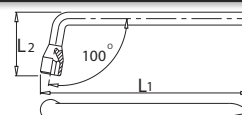
material: chrome vanadium
chrome plated
forged and oil hardened




| Code | EAN | mm | L1 | D1 | L2 | D2 | |
|--------|--------|----|-----|------|-----|----|------|
| 600785 | 007854 | 17 | 260 | 26 | 300 | 12 | 720 |
| 600786 | 007861 | 19 | 280 | 28,5 | 300 | 12 | 806 |
| 600787 | 007878 | 22 | 300 | 32 | 300 | 12 | 850 |
| 600788 | 007885 | 24 | 315 | 33,5 | 400 | 14 | 1300 |
| 600789 | 007892 | 27 | 355 | 38,5 | 400 | 20 | 2250 |
| 600790 | 007908 | 30 | 425 | 42,5 | 400 | 20 | 2560 |
| 600791 | 007915 | 32 | 430 | 48 | 400 | 20 | 2780 |
| 609815 | 098159 | 33 | 430 | 48 | 400 | 20 | 2780 |

210 WHEEL NUT WRENCHES

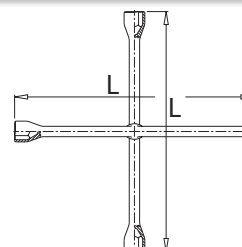
material: chrome vanadium
chrome plated
forged and oil hardened



| Code | EAN | mm | L1 | L2 | |
|--------|--------|----|-----|------|-----|
| 600782 | 007823 | 17 | 255 | 27 | 399 |
| 600783 | 007830 | 19 | 285 | 29,5 | 551 |


213 FOUR WAY RIM WRENCHES

material: chrome vanadium
forged and oil hardened
lacquered



DIN 3319, ISO 6788

| Code | EAN | mm | mm | mm | mm | L | |
|--------|--------|----|----|--------|------|-----|------|
| 600810 | 008103 | 17 | 19 | 11/16" | 1/2" | 370 | 1245 |
| 600811 | 008110 | 17 | 19 | 22 | 1/2" | 370 | 1268 |
| 600809 | 008097 | 17 | 19 | 21 | 23 | 370 | 1306 |
| 600812 | 008127 | 17 | 19 | 22 | 24 | 370 | 1311 |
| 600813 | 008134 | 24 | 27 | 30 | 3/4" | 700 | 3874 |
| 600814 | 008141 | 24 | 27 | 30 | 32 | 700 | 3900 |






12

202 DOUBLE SWIVEL END SOCKET WRENCHmaterial: chrome vanadium
chrome plated

| Code | EAN | mm | L | D1 | D2 | |
|--------|--------|---------|-------|------|------|------|
| 609132 | 091327 | 8 x 9 | 198 | 12 | 13 | 100 |
| 609133 | 091334 | 8 x 10 | 200,5 | 12 | 14,6 | 104 |
| 609134 | 091341 | 10 x 11 | 214 | 14,6 | 16 | 108 |
| 609135 | 091358 | 12 x 13 | 227 | 17 | 18 | 162 |
| 609136 | 091365 | 13 x 17 | 242 | 18 | 23 | 260 |
| 609137 | 091372 | 14 x 15 | 241 | 19,5 | 20,5 | 230 |
| 609138 | 091389 | 16 x 17 | 255 | 22 | 24 | 296 |
| 609139 | 091396 | 18 x 19 | 273 | 24,5 | 26 | 388 |
| 609140 | 091402 | 19 x 22 | 291,5 | 26 | 30 | 490 |
| 609141 | 091419 | 20 x 22 | 295 | 27,5 | 30 | 528 |
| 609142 | 091426 | 21 x 23 | 298 | 29 | 31 | 548 |
| 609143 | 091433 | 24 x 27 | 323 | 32 | 36 | 764 |
| 609144 | 091440 | 30 x 32 | 363 | 40 | 42 | 1080 |

**202 CB** SET OF DOUBLE SWIVEL END SOCKET WRENCHES IN CARTON BOX

| Code | EAN | Set | | |
|--------|--------|---|----|------|
| 609145 | 091457 | 8-22 | 7 | 1812 |
| | | 8x9,10x11,12x13,14x15,16x17,18x19,20x22 | | |
| 609146 | 091464 | 8-32 | 10 | 4204 |
| | | 8x9,10x11,12x13,14x15,16x17,18x19,20x22,21x23,24x27,30x32 | | |

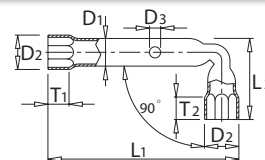
**202 CT** SET OF DOUBLE SWIVEL END SOCKET WRENCHES IN BAG

12

| Code | EAN | Set | | |
|--------|--------|---|---|------|
| 615472 | 154725 | 8-22 | 8 | 2070 |
| | | 8x9,10x11,12x13,13x17,14x15,16x17,18x19,20x22 | | |

**217** OFFSET TUBULAR BOX WRENCHmaterial: chrom molybdenum
chrome plated

Applications: In industry or repair shops for working in inaccessible areas. The through hole enables tightening of fasteners with a long projecting thread.





ISO 2236

| Code | EAN | mm | L | L1 | D1 | D2 | D3 | T1 | T2 | |
|--------|--------|-----|-----|-----|----|-----|------|------|------|-----|
| 617051 | 170510 | 4 | 115 | 94 | 7 | 4 | 4.3 | 4.5 | 4.5 | 17 |
| 617052 | 170527 | 5 | 115 | 94 | 7 | 5 | 4.3 | 5 | 5 | 17 |
| 617053 | 170534 | 5.5 | 115 | 94 | 7 | 5.5 | 4.3 | 5 | 5 | 17 |
| 617054 | 170541 | 6 | 121 | 100 | 9 | 6 | 6.3 | 5.5 | 5.5 | 34 |
| 617055 | 170558 | 7 | 125 | 102 | 9 | 7 | 6.3 | 5.5 | 5.5 | 35 |
| 617056 | 170565 | 8 | 135 | 110 | 11 | 8 | 6.3 | 6.5 | 6.5 | 54 |
| 617057 | 170572 | 9 | 135 | 110 | 11 | 9 | 6.3 | 6.5 | 6.5 | 54 |
| 617058 | 170589 | 10 | 150 | 118 | 13 | 10 | 6.3 | 7.5 | 7.5 | 81 |
| 617059 | 170596 | 11 | 150 | 121 | 13 | 11 | 6.3 | 7.5 | 7.5 | 81 |
| 617060 | 170602 | 12 | 165 | 124 | 16 | 12 | 8.5 | 9 | 9 | 126 |
| 617061 | 170619 | 13 | 165 | 128 | 16 | 13 | 8.5 | 9 | 9 | 126 |
| 617062 | 170626 | 14 | 175 | 135 | 18 | 14 | 8.5 | 10.5 | 10.5 | 167 |
| 617063 | 170633 | 15 | 175 | 137 | 18 | 15 | 8.5 | 10.5 | 10.5 | 167 |
| 617064 | 170640 | 16 | 185 | 141 | 20 | 16 | 10.5 | 11.5 | 11.5 | 200 |
| 617065 | 170657 | 17 | 185 | 141 | 20 | 17 | 10.5 | 11.5 | 11.5 | 200 |
| 617066 | 170664 | 18 | 20 | 151 | 22 | 18 | 12.5 | 14 | 14 | 240 |
| 617067 | 170671 | 19 | 200 | 151 | 22 | 19 | 12.5 | 14 | 14 | 240 |
| 617068 | 170688 | 20 | 210 | 158 | 25 | 20 | 12.5 | 15.5 | 15.5 | 342 |
| 617069 | 170695 | 21 | 210 | 158 | 25 | 21 | 12.5 | 15.5 | 15.5 | 342 |
| 617070 | 170701 | 22 | 220 | 170 | 25 | 22 | 12.5 | 15.5 | 15.5 | 358 |
| 617071 | 170718 | 23 | 225 | 170 | 27 | 23 | 14.5 | 16 | 16 | 400 |
| 617072 | 170725 | 24 | 230 | 175 | 30 | 24 | 14.5 | 17 | 17 | 460 |
| 617073 | 170732 | 27 | 230 | 182 | 30 | 27 | 14.5 | 20 | 20 | 490 |
| 617074 | 170749 | 30 | 260 | 195 | 34 | 30 | 16.5 | 21.5 | 21.5 | 684 |
| 617075 | 170756 | 32 | 280 | 210 | 34 | 32 | 16.5 | 23 | 23 | 737 |



217 CB SET OF OFFSET TUBULAR BOX WRENCHES

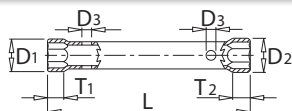


| Code | EAN | Set |  |  |
|---------------|--------|--|---|---|
| 617123 | 171234 | 6-22 6,7,8,10,11,12,13,14,17,19,22 | 11 | 1540 |
| 617124 | 171241 | 6-22 6,7,8,9,10,11,12,13,14,15,16,17,18,19,20,21,22 | 17 | 2930 |





215 TUBULAR BOX WRENCH

material: chrom molybdenum
chrome plated





DIN 896, ISO 1085

| Code | EAN |  | L | D1 | D2 | D3 | T1 | T2 |  |
|---------------|--------|---|-----|------|------|------|----|----|---|
| 600696 | 006963 | 6 x 7 | 105 | 10 | 11,2 | 6,3 | 8 | 8 | 32 |
| 600697 | 006970 | 8 x 9 | 105 | 12,7 | 14 | 6,3 | 9 | 9 | 36 |
| 600698 | 006987 | 8 x 10 | 120 | 12,8 | 15 | 6,3 | 8 | 8 | 50 |
| 600699 | 006994 | 10 x 11 | 120 | 15,5 | 16,7 | 6,3 | 10 | 10 | 50 |
| 600700 | 007007 | 12 x 13 | 140 | 18,2 | 19,5 | 8,5 | 12 | 12 | 68 |
| 600717 | 007175 | 13 x 17 | 150 | 20 | 24,6 | 10,5 | 13 | 13 | 111 |
| 600701 | 007014 | 14 x 15 | 140 | 21,2 | 22,3 | 8,5 | 14 | 14 | 98 |
| 600718 | 007182 | 14 x 17 | 150 | 21,2 | 24,6 | 10,5 | 13 | 13 | 111 |
| 600702 | 007021 | 16 x 17 | 150 | 23,5 | 24,6 | 10,5 | 15 | 15 | 111 |
| 607957 | 079578 | 16 x 18 | 100 | 23,5 | 25,8 | 10,5 | 14 | 14 | 87 |
| 600719 | 007199 | 17 x 19 | 160 | 24,6 | 27 | 12,5 | 16 | 16 | 140 |
| 607958 | 079585 | 17 x 21 | 165 | 24,6 | 29,3 | 12,5 | 16 | 16 | 174 |
| 600703 | 007038 | 18 x 19 | 155 | 25,8 | 27 | 12,5 | 16 | 16 | 135 |
| 605043 | 050430 | 18 x 21 | 160 | 25,8 | 29,3 | 12,5 | 16 | 16 | 169 |
| 605044 | 050447 | 19 x 22 | 170 | 27 | 31,4 | 12,5 | 18 | 18 | 180 |
| 607960 | 079608 | 19 x 24 | 160 | 27 | 33,7 | 14,5 | 20 | 20 | 184 |
| 600705 | 007052 | 20 x 22 | 165 | 29 | 31,4 | 12,5 | 18 | 18 | 174 |
| 600706 | 007069 | 21 x 23 | 165 | 30,3 | 32,5 | 14,5 | 20 | 20 | 190 |
| 607962 | 079622 | 22 x 24 | 160 | 31,4 | 33,7 | 14,5 | 20 | 20 | 200 |
| 600707 | 007076 | 24 x 26 | 180 | 33,7 | 36 | 14,5 | 22 | 22 | 297 |
| 600723 | 007236 | 24 x 27 | 190 | 33,7 | 37,2 | 14,5 | 22 | 22 | 314 |
| 600708 | 007083 | 25 x 28 | 200 | 34,8 | 38,3 | 16,5 | 24 | 24 | 342 |
| 607964 | 079646 | 27 x 29 | 200 | 38,1 | 40,5 | 16,5 | 25 | 25 | 461 |
| 617633 | 176338 | 27 x 30 | 200 | 39,1 | 41,6 | 16,5 | 25 | 25 | 461 |
| 600709 | 007090 | 27 x 32 | 200 | 38,1 | 44 | 16,5 | 27 | 27 | 461 |
| 602557 | 025575 | 30 x 32 | 200 | 41,6 | 44 | 16,5 | 27 | 27 | 475 |
| 603128 | 031286 | 30 x 36 | 215 | 42,6 | 49,6 | 18,5 | 28 | 28 | 702 |
| 603129 | 031293 | 36 x 41 | 215 | 51,6 | 57,4 | 18,5 | 31 | 31 | 1032 |






215.1 ROD FOR 215

| Code | EAN |  | L | D1 | D2 | D3 |  |
|---------------|--------|---|-----|----|----|----|---|
| 600745 | 007458 | 6 - 17 | 230 | 6 | 8 | 10 | 125 |
| 600747 | 007472 | 18 - 41 | 330 | 12 | 14 | 16 | 480 |



215 CB SET OF TUBULAR BOX WRENCHES IN CARTON BOX

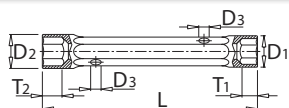


| Code | EAN | Set |  |  |
|---------------|--------|--|---|---|
| 600710 | 007106 | 6-32 215 (6x7,8x9,10x11,12x13,14x15,16x17,18x19,20x22,21x23,24x26,25x28,27x32), 215.1(230,330) | 14 | 2550 |




216
FORGED TUBULAR BOX WRENCHES

material: chrome vanadium
chrome plated
polished head

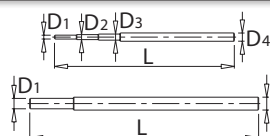


ISO 2236


| Code | EAN | mm | L | D1 | D2 | T1 | T2 | D3 | kg |
|--------|--------|-------|-----|------|------|-----|-----|----|-----|
| 615229 | 152295 | 6x7 | 105 | 10 | 11 | 5 | 6 | 4 | 32 |
| 615230 | 152301 | 8x9 | 110 | 12,5 | 13,5 | 6 | 7 | 5 | 50 |
| 615231 | 152318 | 10x11 | 120 | 15 | 16 | 7,5 | 8 | 7 | 65 |
| 615232 | 152325 | 12x13 | 140 | 17,5 | 19 | 8 | 9,5 | 8 | 125 |
| 615233 | 152332 | 14x15 | 145 | 20 | 21,5 | 10 | 11 | 8 | 155 |
| 615234 | 152349 | 16x17 | 155 | 22,5 | 24 | 11 | 12 | 10 | 200 |
| 615235 | 152356 | 18x19 | 165 | 25,5 | 26 | 13 | 15 | 12 | 280 |
| 615236 | 152363 | 20x22 | 175 | 28 | 30 | 15 | 16 | 14 | 310 |
| 615237 | 152370 | 21x23 | 185 | 29 | 31 | 16 | 17 | 14 | 345 |
| 617640 | 176406 | 22x24 | 185 | 30 | 32,5 | 16 | 19 | 14 | 505 |
| 615238 | 152387 | 24x26 | 195 | 32,5 | 36,5 | 19 | 21 | 18 | 530 |
| 615239 | 152394 | 24x27 | 195 | 32,5 | 36,5 | 19 | 21 | 18 | 530 |
| 615240 | 152400 | 25x28 | 205 | 34 | 37 | 19 | 21 | 18 | 530 |
| 615241 | 152417 | 27x29 | 205 | 36 | 39 | 21 | 22 | 18 | 550 |
| 617641 | 176413 | 27x30 | 205 | 36 | 42 | 21 | 22 | 22 | 560 |
| 615242 | 152424 | 30x32 | 210 | 40 | 42,5 | 22 | 26 | 22 | 870 |
| 617642 | 176420 | 32x36 | 230 | 44 | 50 | 26 | 30 | 22 | 900 |


216.1
ROD FOR FORGED TUBULAR BOX WRENCH

material: chrome vanadium
chrome plated



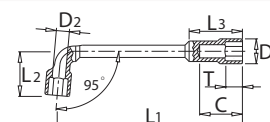
| Code | EAN | Dim. | D1 | D2 | D3 | D4 | L | kg |
|--------|--------|-------|-----|------|-----|-----|-----|-----|
| 615243 | 152431 | 6-19 | 3,5 | 4,5 | 5,5 | 7,5 | 165 | 45 |
| 615244 | 152448 | 20-32 | 9,5 | 11,8 | 0 | 0 | 210 | 160 |


216 CB
**SET OF FORGED TUBULAR BOX WRENCHES
IN CARTON BOX**


| Code | EAN | Set | kg |
|--|--------------|------|------|
| 615252 | 152523 | 6-22 | 8 |
| 216 (6x7,8x9, 10x11, 12x13, 14x15, 16x17, 18x19, 20x22) | 216.1 (6-19) | | 1050 |
| 615253 | 152530 | 6-32 | 12 |
| "216 (6x7,8x9,10x11,12x13,14x15,16x17,18x19,20x22,21x23,24x27, 25x28, 30x32), 216.1 (6-19), 216.1 (20-32)" | | | 2890 |


176
DOUBLE ENDED OFFSET SOCKET WRENCHES

material: chrome vanadium
chrome plated





ISO 2236

| Code | EAN | mm | L1 | L2 | C | D1 | T | L3 | D2 | kg |
|--------|--------|----|-----|----|----|------|----|------|----|------|
| 609102 | 091020 | 6 | 105 | 22 | 21 | 10 | 7 | 27 | 6 | 37 |
| 609103 | 091037 | 7 | 105 | 22 | 21 | 11 | 8 | 27 | 6 | 38 |
| 609104 | 091044 | 8 | 126 | 25 | 24 | 12 | 9 | 30 | 7 | 68 |
| 609105 | 091051 | 9 | 126 | 25 | 25 | 13 | 9 | 30 | 7 | 68 |
| 609106 | 091068 | 10 | 134 | 30 | 30 | 15 | 12 | 36 | 8 | 120 |
| 609107 | 091075 | 11 | 135 | 30 | 30 | 16 | 13 | 36 | 8 | 123 |
| 609108 | 091082 | 12 | 143 | 34 | 34 | 17 | 13 | 43,5 | 8 | 168 |
| 609109 | 091099 | 13 | 150 | 34 | 34 | 20 | 13 | 43,5 | 12 | 190 |
| 609110 | 091105 | 14 | 170 | 40 | 40 | 21 | 14 | 48 | 12 | 220 |
| 609111 | 091112 | 15 | 171 | 40 | 40 | 22 | 15 | 48 | 14 | 225 |
| 609112 | 091129 | 16 | 197 | 45 | 46 | 24 | 17 | 57 | 15 | 320 |
| 609113 | 091136 | 17 | 197 | 45 | 46 | 25,3 | 18 | 57 | 15 | 360 |
| 609114 | 091143 | 18 | 209 | 52 | 49 | 28,5 | 18 | 61 | 15 | 380 |
| 609115 | 091150 | 19 | 209 | 52 | 49 | 28,5 | 19 | 61 | 15 | 430 |
| 609116 | 091167 | 20 | 220 | 54 | 55 | 29,5 | 21 | 63,5 | 15 | 488 |
| 609117 | 091174 | 21 | 220 | 54 | 55 | 30 | 22 | 63,5 | 15 | 500 |
| 609118 | 091181 | 22 | 241 | 60 | 61 | 32 | 22 | 68 | 16 | 683 |
| 609119 | 091198 | 23 | 241 | 60 | 61 | 33 | 24 | 74 | 20 | 750 |
| 609120 | 091204 | 24 | 242 | 63 | 65 | 34,5 | 25 | 77,5 | 20 | 683 |
| 609121 | 091211 | 25 | 242 | 63 | 65 | 35 | 26 | 77,5 | 20 | 717 |
| 609122 | 091228 | 26 | 278 | 67 | 70 | 36 | 27 | 81 | 22 | 800 |
| 609123 | 091235 | 27 | 278 | 67 | 70 | 36,5 | 28 | 81 | 22 | 875 |
| 609124 | 091242 | 28 | 294 | 71 | 70 | 38,5 | 29 | 84 | 23 | 1050 |
| 609125 | 091259 | 29 | 300 | 73 | 85 | 40 | 30 | 90 | 24 | 1100 |
| 609126 | 091266 | 30 | 316 | 75 | 85 | 42 | 31 | 96,5 | 25 | 1367 |
| 609127 | 091273 | 32 | 305 | 79 | 85 | 44 | 32 | 97,5 | 25 | 1467 |
| 609128 | 091280 | 35 | 385 | 93 | 88 | 48,5 | 35 | 100 | 27 | 1560 |
| 609129 | 091297 | 36 | 395 | 94 | 88 | 49,5 | 36 | 101 | 27 | 1700 |




176 CB SET OF DOUBLE ENDED OFFSET SOCKET WRENCHES
IN CARTON BOX

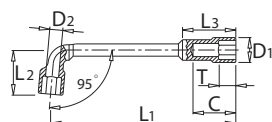
177 CB SET OF DOUBLE ENDED OFFSET SOCKET WRENCHES
IN CARTON BOX


| Code | EAN | Set | | |
|---------------|--------|---|----|-------|
| 609130 | 091303 | 8-24 | 16 | 5590 |
| | | 8+9+10+11+12+13+14+15+16+17+18+19+21+22+23+24 | | |
| 609131 | 091310 | 8-32 | 22 | 13000 |
| | | 8+9+10+11+12+13+14+15+16+17+18+19+21+22+23+24+26+27+28+29+30+32 | | |

| Code | EAN | Set | | |
|---------------|--------|---|----|------|
| 609100 | 091006 | 8-24 | 16 | 5590 |
| | | 8+9+10+11+12+13+14+15+16+17+18+19+21+22+23+24 | | |


177 DOUBLE ENDED OFFSET SOCKET WRENCHES

material: chrome vanadium
chrome plated



ISO 2236

| Code | EAN | | L1 | L2 | C | D1 | T | L3 | D2 | |
|---------------|--------|----|-----|----|----|------|----|------|----|-----|
| 609083 | 090832 | 8 | 126 | 25 | 24 | 12 | 9 | 30 | 7 | 68 |
| 609084 | 090849 | 9 | 126 | 25 | 25 | 13 | 9 | 30 | 7 | 68 |
| 609085 | 090856 | 10 | 134 | 30 | 30 | 15 | 12 | 36 | 8 | 120 |
| 609086 | 090863 | 11 | 135 | 30 | 30 | 16 | 13 | 36 | 8 | 123 |
| 609087 | 090870 | 12 | 143 | 34 | 34 | 17 | 13 | 43,5 | 8 | 168 |
| 609088 | 090887 | 13 | 150 | 34 | 34 | 20 | 13 | 43,5 | 12 | 190 |
| 609089 | 090894 | 14 | 170 | 40 | 40 | 21 | 14 | 48 | 12 | 220 |
| 609090 | 090900 | 15 | 171 | 40 | 40 | 22 | 15 | 48 | 14 | 225 |
| 609091 | 090917 | 16 | 197 | 45 | 46 | 24 | 17 | 57 | 15 | 320 |
| 609092 | 090924 | 17 | 197 | 45 | 46 | 25,3 | 18 | 57 | 15 | 360 |
| 609093 | 090931 | 18 | 209 | 52 | 49 | 28,5 | 18 | 61 | 15 | 380 |
| 609094 | 090948 | 19 | 209 | 52 | 49 | 28,5 | 19 | 61 | 15 | 430 |
| 609095 | 090955 | 20 | 220 | 54 | 55 | 29,5 | 21 | 63,5 | 15 | 488 |
| 609096 | 090962 | 21 | 220 | 54 | 55 | 30 | 22 | 63,5 | 15 | 500 |
| 609097 | 090979 | 22 | 241 | 60 | 61 | 32 | 22 | 68 | 16 | 683 |
| 609098 | 090986 | 23 | 241 | 60 | 61 | 33 | 24 | 74 | 20 | 750 |
| 609099 | 090993 | 24 | 242 | 63 | 65 | 34,5 | 25 | 77,5 | 20 | 683 |

